


MSEC's

M3 Clerkship Guide



MSEC's

M3 Clerkship Guide

Hey rising M3s! Along with the help of many from the classes before us and members of the Class of 2019, MSEC has put together this M3 clerkship guide to help you prepare for your upcoming clinical rotations. All of the information in this packet is from students, although much of it has been reviewed by faculty as well. Our aim is to help decrease anxiety and make the transition to third year easier. You've mastered how to sit in a classroom and take tests. Now the fun begins! You will learn to interact with patients, gather data and use all the information you learned in your M1 and M2 years to treat patients. Hopefully, this guide will help you become the best clerkship students possible!

Editors: Megan Goss, Shelby Lane, Peter Ketch, Ryker Saunders

Illustrations:

Michelle Au: <http://4medschool.blogspot.com/2008/12/12-medical-specialty-stereotypes.html>

Elena Welt: <http://amedstudentwalksintoabar.blogspot.com/2011/02/med-student-stereotypes-1.html>

Disclaimer: All of the information in this packet came from students' experiences on the clerkships since 2013. All information is subject to change. Please see the clerkship orientation information for the most updated information.

Table of Contents:

1. Getting Started:	
a. What To Keep In Your White Coat Pockets.....	4
b. What Not to Wear (and what to wear).....	5
c. Note Writing.....	6
d. Student Health.....	7
e. Shelf Study Guide.....	8
f. Absentee Policy.....	15
2. Memphis Clerkships.....	17
a. Internal Medicine.....	18
b. Pediatrics.....	23
c. Obstetrics and Gynecology.....	27
d. Family Medicine.....	36
i. Murfreesboro Family Medicine.....	38
e. Psychiatry.....	41
f. Neurology.....	45
g. Surgery.....	49
3. Chattanooga Clerkships.....	59
a. Internal Medicine.....	60
b. Pediatrics.....	64
c. Obstetrics and Gynecology.....	68
d. Family Medicine.....	71
e. Psychiatry.....	73
f. Neurology.....	75
g. Surgery.....	78
4. Knoxville Clerkships.....	82
a. Internal Medicine.....	83
b. Obstetrics and Gynecology.....	85
c. Family Medicine.....	88
d. Psychiatry.....	90
e. Neurology.....	92
f. Surgery.....	94
5. Nashville Clerkships.....	97
a. Internal Medicine.....	98
6. Housing.....	100

What to Keep in Your White Coat Pockets

1. **Pens:** Keep 2-3 pens with you. Attendings and residents often need to borrow them and the pens can disappear quickly.

2. **Pen light**

4. **Stethoscope**

5. **Pocket reference guides:**

Pocket Medicine, Maxwells, etc.

6. **Reflex Hammer and trauma shears (bandage scissors).**

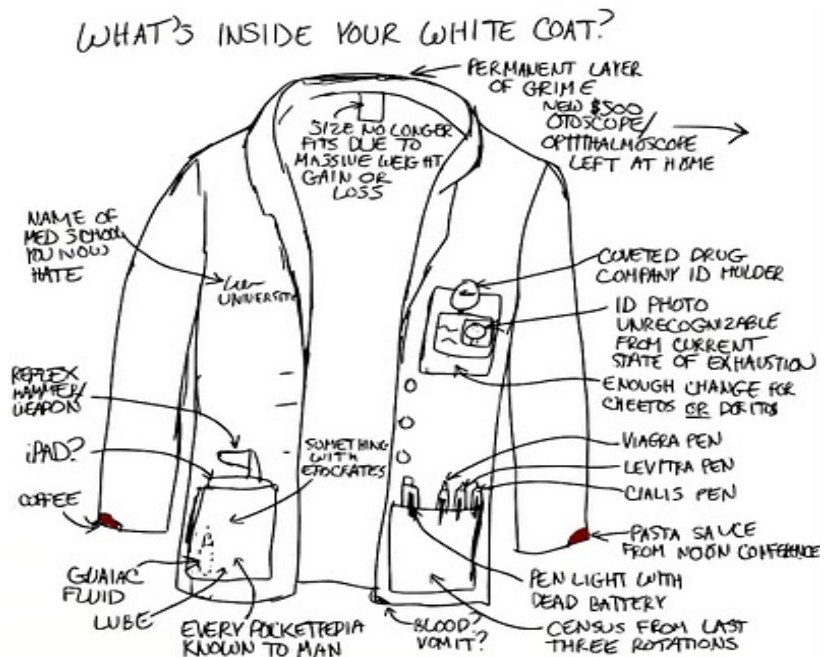
Not necessary for every rotation, but good, useful tools to have if you think there is a chance you may need them.

7. **Small notebook**

8. **A snack:** Rounds can be long and it's a good idea to keep an emergency protein bar or granola bar

9. **Medications:** get a small container and put any needed meds (Advil, Tylenol, Tums, allergy pills, migraine meds, anti-anxieties, anti-diarrheals, etc). You never know when you'll need something. Also good idea to keep inhalers and EpiPens in there if you need them.

10. **Hand sanitizer**



What Not To Wear (& what you should wear)

In general, you either wear scrubs or business attire. You will wear your white coat over what you wear on almost every rotation (for some aspects of surgery and in L&D, you don't have to wear it at all times). Here are some gender specific suggestions for the business attire:

Guys:

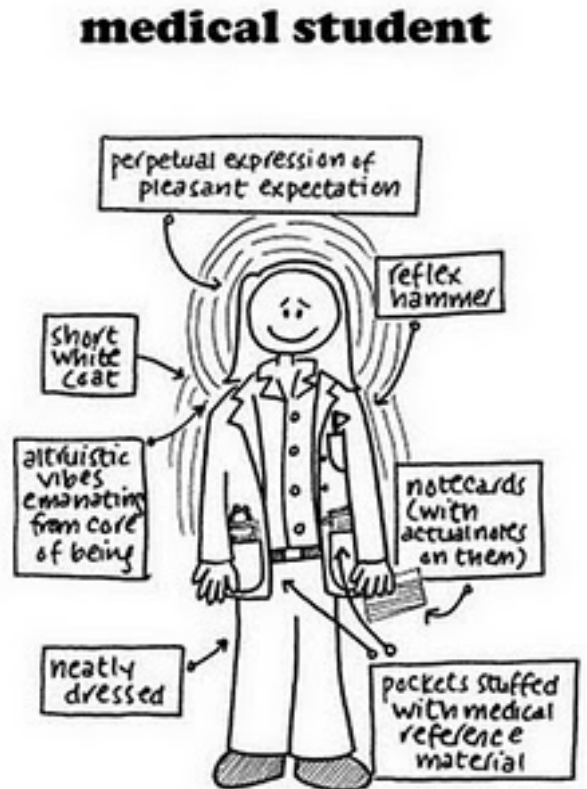
Dress pants and a button down shirt are acceptable on most rotations. You don't have to wear a blazer/sport coat-your white coat takes the place of that. You need to wear a tie if your attending wears one. So it is a good rule of thumb to wear a tie until you figure out if your attending does. When buying new dress clothes, look for no-iron items so your dry cleaning bill isn't outrageous and so you don't have to iron. Brooks Brothers and Banana Republic have great lines of no-iron button down shirts and pants. Wear comfortable dress shoes.

Ladies:

Dress pants and a nice shirt are acceptable for girls as well. Skirts and dresses can be worn as long as they are knee length. Hospital rules require that pantyhose or tights be worn with skirts and dresses. Make sure tops are conservative and don't show too much...anything. When trying on shirts/skirts, pretend to bend over a hospital bed and make sure they aren't too revealing. Also, only wear close-toed shoes. Try to find clothes that don't have to be dry-cleaned. Look for sales at places like Ann Taylor, Ann Taylor Loft, TJ Maxx, Gap, and Banana Republic for professional items at discounted prices. Remember you are going to be in a hospital around bodily fluids; therefore, do not wear your nicest clothing. Also, don't wear any valuable jewelry that could get lost during handwashing or scrubbing.

Scrubs:

Scrubs are worn on most surgical rotations. Where you can obtain them will be discussed later in this guide. Make sure to wear comfortable shoes. Tennis shoes are acceptable when you wear scrubs. Another popular shoe is Danskos for both guys and ladies. They usually run \$125-\$150. They are somewhat uncomfortable and hard at first, but are great once they are broken in. Make sure you have shoes that provide good support since you will be standing for hours.



Writing Notes:

As a medical student, you will either write notes in the chart or computer notes for the patients you are following. You will write a history and physical on all new patients you work up (and consults) and a SOAP note on the patients each morning. A SOAP note is the same thing as a Progress Note. You should develop your own system so that you can remember it each time. Each attending may want your notes a little different, so just tailor your H&Ps and SOAP notes to the attending's desired format. Also, different items are included for different rotations, ex. OB and psych have different formats, but they will teach you on the rotation. Here is an example of what should be included in the notes.

History and Physical

Date/Time

Chief Complaint: why is the patient at the hospital/clinic

History of Present Illness: Timing, duration of symptoms, exacerbating and relieving factors, location, setting, severity (on a scale from 1-10), quality (describe the symptom), associated symptoms,

Past Medical History: Things patients have been treated for in the past

Past Surgical History: Any previous surgeries

Family History: Diseases that run the family

Social History: tobacco (always get pack years), alcohol (always ask CAGE Qs), illegal drugs, education, and employment

Allergies: Drug allergies and other allergies

Medications: Current medications, dose, rout, and schedule

Review of Systems:

Physical Exam: Includes general appearance, vital signs, and all body systems

Labs: use skeletons found in Maxwells for CBC/ CMP/electrolyte/coags

Radiology:

Assessment: Age, gender, race, what they are admitted for, likely diagnosis, prognosis, current condition

Plan: What are you going to do for each diagnosis. Include DVT prophylaxis and GI prophylaxis if needed.

Signature: John Doe, M3

SOAP Note (M3 Progress Note)

Date/Time

Subjective: What the patient tells you (or family/nursing if patient can't talk)

Objective: Vital signs, Ins and Outs (I/O) physical exam, labs, radiology

Assessment: Age, gender, race, what they are admitted for, likely diagnosis, prognosis, current condition

Plan: What are you going to do for each diagnosis. Include DVT prophylaxis and GI prophylaxis if needed.

Signature: Jane Doe, M3

Student Health Information

1. **Memphis**
 - a. UTHSC Student Health 24/7 on-call provider for urgent issues: 901-541-5654
 - b. UHS: M-F 8:00am-5:00pm. Closed daily between 1:00pm and 2:00pm; make appt 901-448-5630
 - c. Mental health concerns on/off campus: **SAP** (Student Assistance Program) 1-800-327-2255. Providers are available nationwide, allows face-to-face appointments or by telephone, at no cost to you.

2. **Knoxville:** Students may go to UTK Student Health Service for medical care and/or behavioral health care. They are to state that they are a UTHSC student and any fee should be billed to UT Health Science Center
 - a. UTK Student Health: 865-974-3648
 - b. UTK Counseling Center: 865-974-2251

3. **Nashville:** For the time being, special arrangements have been made to provide students access to Vanderbilt Student Health Center for medical care and urgent behavioral health care
 - a. Vanderbilt Student Health Center: 615-322-2427 to make an appt
 - b. For behavioral health counseling, contact **SAP** (Student Assistance Program) 1-800-327-2255. Providers are available nationwide, allows face-to-face appointments or by telephone, at no cost to you.
 - c. For problems encountered while at Vanderbilt, contact Jennifer Swails at 615-343-4083

4. **Chattanooga:** Students may go to UTC University Health Services for medical care and/or behavioral health care. All services are billed on your insurance. Students may receive behavioral health counseling at NO charge through **SAP**
 - a. Medical Office Supervisor: Henrietta Gilbert at 423-425-9378
 - b. If problems arise, contact UTC University Health Services campus rep: Nancy Badger at 423-425-5329
 - c. Appointment Desk: 423-778-9303
 - d. Nurse Line: 423-778-9336
 - e. UTC Counseling and Personal Development: 423-425-4438

5. **Questions?** www.uthsc.edu/univheal or call Christa Deiss at 901-448-5064

Shelf Exam Study Guide

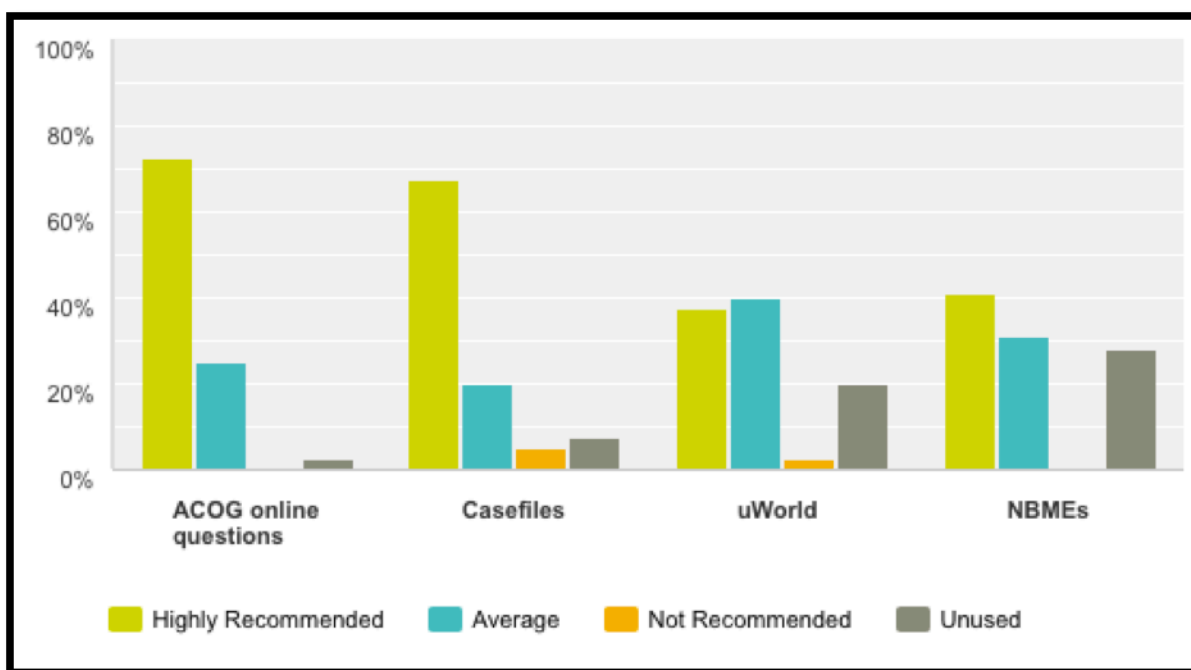
Disclaimer:

This is not an all-inclusive 100% sure-fire guide to “acing” the shelf exams. However, it is based off a guide passed down by a previous UTHSC student George Cibulas that many students relied heavily on throughout M3 year. The resources are listed in an order of recommendation based on the opinions of those who have written and edited this guide in the past. Student opinions will vary and we highly recommend talking to students in the class above you. **It is extremely wise to take practice NBMEs for each clerkship you are on (especially for your first one). You will most likely see 3-5 questions from the NBMEs on your actual SHELF.**

Also, OnlineMedEd is a fantastic online resource that is highly recommended for all clerkships, especially Internal Medicine and Surgery. They are quick ~20min videos with great summaries, simple problem solving algorithms, and test taking strategies.

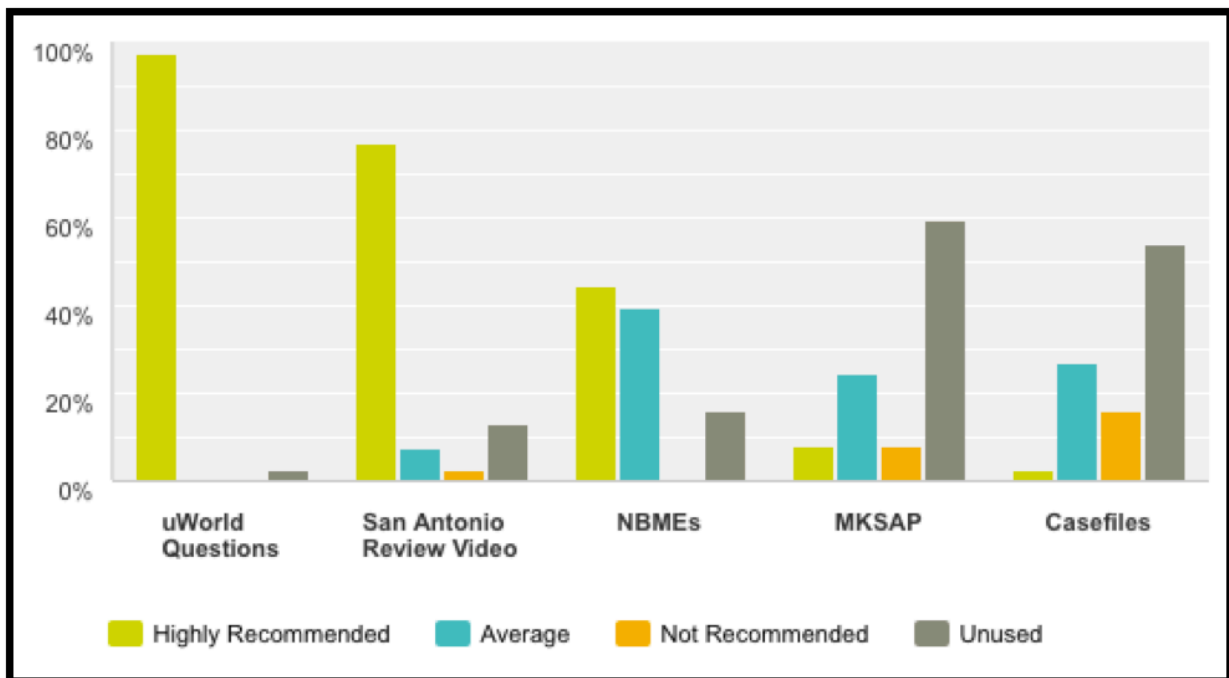
Ob-Gyn:

1. About the Shelf:
 - a. This exam is curved. You can expect between 5-10 points.
2. Resources:
 - a. Casefiles- read cover to cover. Arguably the best Casefiles series.
 - b. ACOG questions: <https://www.apgo.org/student/uwise2.html>
 - c. Practice NBMEs: <https://nsas.nbme.org/home>
 - d. uWorld Questions



Medicine:

1. About the Shelf:
 - a. This exam is NOT curved. Minimum raw score of 80 to be eligible for an A.
2. Resources:
 - a. uWorld Questions... ALL 1400-1500 or so of them.
 - b. Internal Medicine Clerkship Review from Univ. of Texas San Antonio:
<http://som.uthscsa.edu/StudentAffairs/thirdyear.asp>
 - i. You will see there are clerkship reviews for pediatrics, psychiatry, and surgery as well. Make sure to download and print out the PDF so you can take notes as you watch the podcast. Your annotated notes will make a great “night before” refresher.
 - c. Practice NBMEs: <https://nsas.nbme.org/home>
 - d. MKSAP 5 Review Book: did these questions after uWorld to reinforce big topics (Cardiology, Pulm, Infectious disease, etc)
 - e. Casefiles Medicine: If it works for you and you can burn through it, it won't hurt



Surgery:

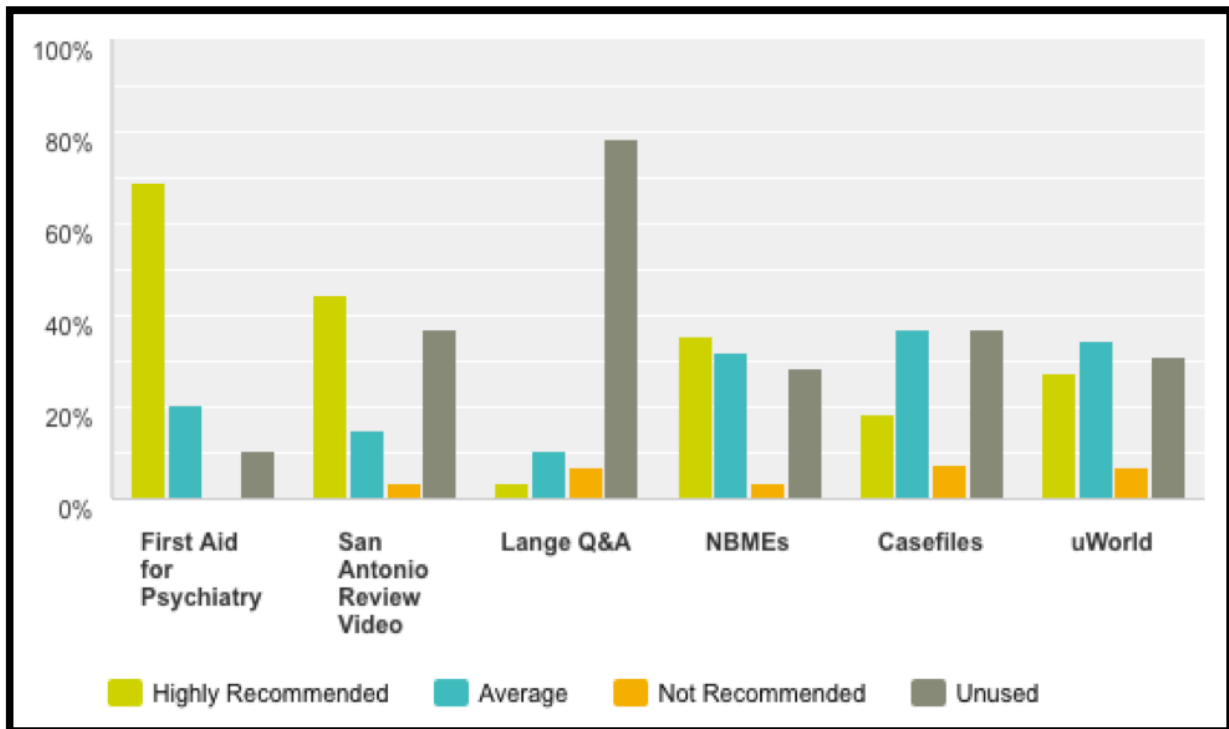
1. About this Shelf:
 - a. Cutoff to get an A is an 81 (yes, an 81). This exam is curved. Max curve= 10 pts. Min curve= 2-3 points. There is no curve on the oral exams. Your best prep is to do the medicine clerkship before surgery, because there is a lot of medicine on this one.
2. Resources:
 - a. Pestana Notes (Book AND PDF). I thought this was an excellent resource. It's quick though, and you'll probably finish and wonder... "What else should I read?"
 - i. Stick this in your back scrub pocket and read it during down time.
 - ii. PDF: <http://www.uky.edu/~amwill7/Pestana%20SURGERY%20REVIEW.pdf>
 1. PDF of questions (including some that are not in the book).
 - b. DiVirgilio's Surgery: A Case-Based Clinical Review. It's basically a more fleshed-out version of Pestana & a quick, well organized review.
 - c. Surgery Clerkship Review from Univ. of Texas San Antonio
 - d. uWorld Surgery questions
 - e. Practice NBMEs: <https://nsas.nbme.org/home>
 - f. NMS Surgery Casebook (smaller): This is pretty much the standard "text" that everyone reads for surgery.
 - g. NMS Surgery Textbook (bigger): People who scored highest in my block used this resource and apparently there are questions in it as well.
 - h.

**Recall Surgery- This book really doesn't have much yield for the shelf exams, but it is helpful for your day-to-day pimp questions. Basically, it will make you look smart in the OR (at least not dumb).

Surgery Oral Exams: Can be pretty nerve-racking, but no need. Just pay attention while you're on the rotation, study for the shelf exam, and you'll be fine. Most everyone gets around a 90 on this if your thoughts are coherent and your logic is sound. Expect common things. Wear professional dress (no scrubs).

Psychiatry:

1. About this Shelf:
 - a. Remember the block is only 4 weeks long. There is no curve. Cutoff for an "A" is 80. While many people say this SHELF is "easy," don't slack off on studying. All SHELF exams require a good amount of studying to do well.
2. Resources:
 - a. First Aid for the Psychiatry Clerkship: read this cover-to-cover.
 - b. Psychiatry Clerkship Review from Univ. of Texas San Antonio
 - c. Lange Q&A Psychiatry (10th Ed): This was just more questions in order to get some more practice.
 - d. Practice NBMEs: <https://nsas.nbme.org/home>
 - e. Casefiles Psychiatry: Use the questions at the end of each chapter instead of reading this one cover to cover.
 - f. uWorld Psychiatry questions: Maybe helpful, but may not be to the level of detail expected of you on the SHELF exam. Good review nonetheless.



Neurology:

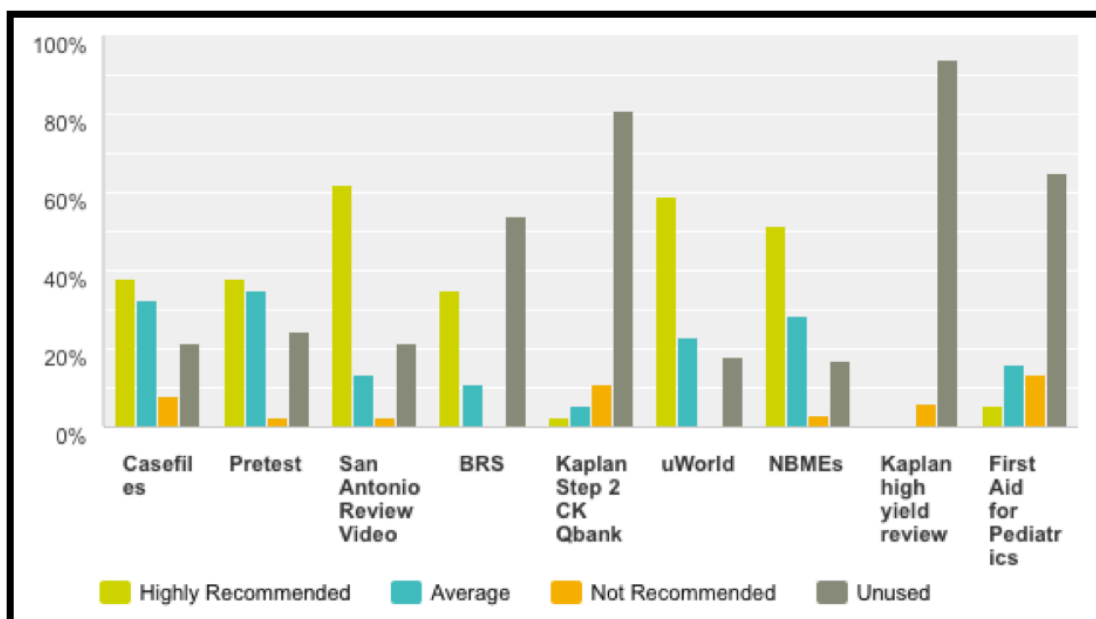
1. About this Shelf:
 - a. Cutoff to get an A is a 75.
2. Resources:
 - a. Casefiles Neurology: It will give you a good overview of everything.
 - b. Blueprints Neurology. Do not buy it. Dr. Wahba provides a free copy for everyone at the beginning of the clerkship. May be overkill in some areas, but a good overall review with plenty of detail.
 - c. Lange Q&A Neurology: Just some extra practice questions if you need em.
 - d. Practice NBMEs: <https://nsas.nbme.org/home>
 - a. Dr. Wahba should pay for everyone to have 4 vouchers to take the NBME exams. Do them.
 - b. These are challenging questions and if you can work these, you can probably work through the test.
 - e. uWorld Neurology questions: Not a good gauge of the real test.

*This clerkship has changed significantly over the past few years. Thus, a graph from the survey from the Class of 2017 survey is not provided

Pediatrics:

1. About this Shelf:
 - a. There is a curve on this shelf. Minimum for an A is an 80. The average is a 77 (SD=8).
2. Resources:
 - a. BRS Pediatrics: There are questions at the end of the chapters and a comprehensive exam in the back of the book. There is a TON of good information in here.
 - b. Casefiles Pediatrics.
 - c. Pretest Pediatrics
 - d. Pediatrics Clerkship Review from Univ. of Texas San Antonio
 - e. Kaplan Step 2 CK Qbook (6th ed): Do the pediatric exams.
 - f. uWorld Pediatrics: These are also very helpful
 - g. Practice NBMEs
 - h. Kaplan High Yield Pediatrics Review: It is lengthy, but was full of all sorts of great information. If you're LOOKING for extra stuff to study, skim through this.
 - i. First Aid for the Pediatrics Clerkship: It's super in depth and way too much for shelf prep. Good source for looking up information while on the clerkship.

****What are CLIPP/Slide exams?** There are two quizzes given to you during the pediatric clerkship that combine to make up 10% of your grade. The best way to prep for these is by **DOING PRACTICE QUESTIONS**. Just study like you are studying for your shelf. The faculty recommend you use the CLIPP website and go through all the cases on there, although student opinions vary. The questions on the CLIPP exam are only loosely (at best) based on the practice questions. A wider scope is better than memorizing the cases .



Family Medicine:

1. About this Shelf:
 - a. This shelf has 100 questions (instead of 110 on other shelf exams) and comprises 30% of the overall clerkship grade. The average score is a 75. **A raw score of 59 is required to pass, with a raw score of 78 required to receive an A.** The shelf grade is curved when the overall clerkship grade is calculated, with a raw 70 being curved to a 78.07%, and a raw 80 being curved to 87.67%.
2. Resources:
 - a. AAFP Board Review Questions: There are about 1400 or so questions, and these are what you need to study the most. Keep a log because the site does not do it for you. Register for a free AAFP account ASAP. It takes about ONE WEEK for them to verify you and give you access to the site.
 - iii. <http://www.aafp.org/cme/cme-topic/all/bd-review-questions.mem.html>
 1. Click on the “Start Now” button on the right side of the screen
 - iv. Keep in mind these questions are designed for family medicine residents and therefore a lot of the material may be new/more difficult than anticipated.
 - b. Case Files Family Medicine: This book is not comprehensive but covers the “high yield” topics that frequently appear on the shelf exam.
 - c. USPSTF A and B Recommendations: Excellent and brief review of “high yield” screening guidelines sure to show up on the shelf exam. Memorize these. (<https://www.uspreventiveservicestaskforce.org/Page/Name/uspstf-a-and-b-recommendations/>)
 - d. PreTest for Family Medicine: Just do chapters 3 and 4 (acute and chronic illnesses).
 - e. Swanson’s Family Medicine Review: If you are taking family medicine before a lot of your other core clerkships (medicine, pediatrics, ob-gyn) for example, this might be of value.

***Note: As of March 2018, there are now 2 NBMEs available for Family Medicine**

Policy on Excused Absences:

Please Note: While a preliminary version of the College of Medicine's formal absentee policy is written below, every clerkship is slightly different in terms of flexibility. Just remember, it is always better to ask as much in advance as possible, and speaking directly to your Resident on a one-to-one basis is usually your best bet. They remember what it is like to be medical students and will often be on your side in terms of scheduling difficulties.

There may be various reasons for a student to be absent from a clerkship. These may include:

- **Funerals-**

Students may be excused for the death of immediate family only. It will be at the discretion of the CD as to what "immediate" means, how much time will be given off, and how much needs to be made up and when.

- **Doctors' appointments-**

Requests for time off for doctors' appointments should be approved through the CD as soon as possible, preferably 30 days before the start of the rotation.

The appointments must be scheduled at a time that is least disruptive to patient care or education, and should not be elective or preventative (These should be scheduled before and after the M-3 year) and will require proof of attendance.

- **Weddings-**

Students may be excused for the weddings of immediate family only (again as determined by and at the discretion of the CD.)

Students should submit a request in writing for permission to be absent from the course no less than 30 days before the start of the clerkship.

If approved, time will be given off only for out of town weddings and only Friday afternoon and the following weekend.

Students may request absence for only 1 wedding in the M-3 year.

If necessary, the student may need to take a 2-week option block to accommodate other weddings.

At orientation to medical school, students will be informed that there are no vacations in M-3 year, allowing students, family and friends to plan accordingly.

- **Step II CK/CS-**

Students must complete all CORE M-3 clerkships before taking the Step II CK.

Students may not take time out of required M-4 rotations/JI to take Step II CK/CS.

Students should submit a request in writing for permission to be absent from an elective at least 30 days prior to the beginning of the rotation.

Permission must be obtained from the CD and faculty member in charge of the elective.

- **Residency Interviews-**

Students may not be excused for traveling for interviews in required CORE rotations/JI's.

Students should submit a request in writing for permission to be absent from an elective at least 30 days prior to the beginning of the rotation.

Permission must be obtained from the CD and faculty member in charge of the elective.

The new policy starting in 2018 states that you are allowed to take 2 option blocks for either Block 11, 12, or 1 of the following year for interviews. Typically, interviews are predominately in November & January depending on the specialty. Pay attention to the overlap in Blocks vs actual dates to see what best fits with your interview season.

- **Presentations-**

Students are both encouraged and required to take part in scholarly projects including research, patient safety/quality improvement, or in community and global population health. Many of our students are involved in ongoing research projects and many may be invited to present their work at regional or national meetings. The clerkship directors wish to encourage scholarly activity and will work with students to allow them to present their work with as little impact on patient care and team responsibilities as possible.

- Students should submit a request in writing from permission to be absent from the course for the purpose of presenting scholarly work.
- The invitation to present the work should be included with the request for an excused absence.
- The request should be submitted as soon as the student receives the invitation to present at the meeting.
- Clerkship Directors may refuse the request for time off if it is made less than 30 days before the requested excused absence, or if the duration and timing are deemed detrimental to the student's education.

Remember to work up the “chain of command” when seeking advice about absences and taking leave. Seek advice from your resident first, then approach your attending. If your attending is unsure, then you should approach your clerkship coordinator & director.

Memphis

Internal Medicine-Memphis

Course Director: Borschel, Debaroti, MD dborsche@uthsc.edu (901) 448-6820

Course Coordinator: Stefano Cannioto, MTh scannio1@uthsc.edu (901) 448-6809

1. Before the rotation:
 - a. Can you request sites/MDs/teams: Yes
 - b. How do you make this request: call or email Mr. Cannioto.
2. Orientation:
 - a. Location: Coleman Building. You will be e-mailed instructions with the room number.
 - b. Duration: 8:00-9:00
 - c. What to wear: Business attire
 - d. Do you go to work afterwards: Yes
 - e. What do you do (ex. go over syllabus, computer training, etc.): Go over syllabus
 - f. Any paperwork needs to be filled out beforehand: Yes. See e-mail from course coordinator before rotation.
 - g. Any online training modules: Yes for VA, Nashville, and Methodist for computer access
3. The rotation:
 - a. **Methodist University:**
 - i. EMR?: Yes-Cerner/powerchart.
 - ii. What door codes do you need: None
 - iii. Where do you get door codes: N/A
 - iv. Where do you get ID badge: Crews building, ask security
 - v. Day to day expectations: See your patients and write notes before residents, turnover at 7:30, round immediately after turnover or attending dependent. Grand Rounds telecasted Wednesday at 8:00am. Methodist is on a 3-day rotation system: short call, long call, post-call. Which one you're on determines how late you stay.
 - vi. Night call?: No night call but long call. Every third night until 7:30pm (Methodist has night float system).
 - vii. Weekends?: Yes, come in one day and round, only stay late if long call
 - viii. Where do you sleep if on call: N/A

- ix. What to wear: Business attire or scrubs, depending on resident/attending.
- x. If scrubs, where do you get them: OR locker rooms on 3rd floor Thomas building
- xi. Where do you put personal belongings during the day: Computer room
- xii. Free food?: Yes, lunch provided nearly every day with noon conference.
- xiii. Good places to study during downtime at hospital: Library, computer room
- xiv. Patient/procedure log: Yes, online using iLogin.

b. The MED

- i. EMR?: ½ EMR, ½ paper charts. Find labs, vitals, MAR, radiology on Sorian. Progress notes, consult notes in chart. You will write handwritten notes.
- ii. What door codes do you need: No codes needed; just get badge updated.
- iii. Where do you get door codes: Get badge updated on 5th floor Adams.
- iv. Where do you get ID badge: Security office on 1st floor of Chandler Building, take paperwork from orientation
- v. Day to day expectations: Get there around 6 (depending on attending), see patients and write notes in chart, turnover at 7:30 in the Medicine library on 5th floor Adams. Morning report after turnover, rounds vary based on attending. Grand Rounds at 8am in Coleman on Wednesdays.
- vi. Night call?: No. Long call every 3rd day until 5:00-7:00 pm during the week (admit last patient at 5, so may stay later). On weekends long call is until 7:30 (admit last one at 7:30, then turnover from 7:30-8:00pm in the Medicine resident lounge on the 5th floor Adams building.
- vii. Weekends?: Yes, come in to see patients and round, stay if on long call. Maybe one or both days.
- viii. Where do you sleep if on call: N/A
- ix. What to wear: Attending dependent, scrubs or business attire
- x. If scrubs, where do you get them: None provided; From other rotations
- xi. Where do you put personal belongings during the day: Medicine lounge on 5th floor Adams building.

- xii. Free food?: Sometimes lunch is provided at noon conference in Coleman building.
- xiii. Good places to study during downtime at hospital: Medicine library
- xiv. Patient/procedure log: Yes, online using iLogin

c. VA

- i. EMR? Yes. CPRS. Will need to go through process to activate your username (if first time rotating at the VA) or if has been a couple of months since last at VA (you have to reactivate). There is a coordinator at the VA who will help you.
- ii. What door codes do you need: For individual resident team rooms and ER.
- iii. Where do you get door codes: Ask your resident
- iv. Where do you get ID badge: Downstairs in security. Must make an appointment. Must go through process to get your badge in advance. It requires fingerprinting, limited hours to actually get your photo taken, and then waiting for the badge to be processed and printed. Don't wait until a month before your rotation at the VA to get your ID badge because it will most likely be too late.
- v. Day to day expectations: Get to hospital around 6:30, go see patients and update the patient list (it is very important to update the census number for your team list). Go to morning report/turnover at 7:30. Grand Rounds telecasted at 8:00 on Wednesdays. Lunch lectures everyday in Coleman. Round each day, time depending on attending. Schedule varies day to day based on call day (VA is on a 5 day rotation system). Ask resident for explanation of call schedule.
- vi. Night call?: No night call, but long call until 7:30 every 5th day
- vii. Weekends?: Come in one weekend day to see patients and round (if long call occurs on the weekend, expect to have to go in that day)
- viii. Where do you sleep if on call: N/A
- ix. What to wear: Business attire or scrubs, it is attending dependent.
- x. If scrubs, where do you get them: From previous rotations
- xi. Where do you put personal belongings during the day: In team room

- xii. Free food?: Sometimes lunch is provided at lectures. Coffee at morning report. Free snacks in snack room on the first floor.
- xiii. Good places to study during downtime at hospital: In team room. Note: no wifi in the VA. uWorld is on computers already.
- xiv. Patient/procedure log: Yes, online under SIS Clerkship tracker

d. Baptist Hospital

- i. Primary Attending: Dr. Ankur Seth, ankur.seth@bmg.md, 901-226-1063. Resident's pager number 901-227-PAGE (7243), # 3747.
- ii. EMR: Yes – Baptist OneCare (BOC). There is a required training class offered twice per month. Students must contact Baptist GME (see below) to schedule EMR classes. Zach McBroom or Gina Rogers will help you.
- iii. What door codes do you need: None. Your Baptist ID badge will allow you entrance to the GME suite and any other secured doors through which you will need to pass.
- iv. Where do you get door codes: Not applicable. See below
- v. Where do you get ID badge: Baptist ID badges can be made in the Baptist Security office on the Concourse level. Usual hours for badges are Monday through Friday from 8:30a – 4:15p but are not available on “Payroll Mondays” every other week. Call 901-226-5520 for clarification. Baptist ID badges will be needed before beginning or on the first day of the rotation. The GME suite is a secured area and access is only available with a Baptist badge. Please report in the GME Suite at Baptist East 6025 Walnut Grove, Suite 417, Memphis, TN 38120. You can call Zach McBroom (Baptist GME) at 901-226-1350 or email him at Zachary.McBroom@bmhcc.org.
- vi. Day to day expectations: Get to the hospital between 8-9am. See patients, write progress notes, and round with attending typically around 10am. Anywhere from 5-15 patients on the team per day.
- vii. Night call: None
- viii. Weekends: Come in one weekend day to see patients and round. Shorter than a typical weekday.
- ix. Where do you sleep if on call: Medical students do not take call but sleep rooms are available in the GME suite.
- x. What to wear: Scrubs or office casual, lab coat, Baptist ID badge are required. Acrylic nails, hoodies, and open toed shoes are not permitted.

- xi. If scrubs, where do you get them: Baptist provides scrubs for surgical purposes only.
- xii. Where do you put personal belongings during the day: Lockers are available in the GME office. You can bring a lock if you wish.
- xiii. Free food: Breakfast and lunch are provided free of charge in the Baptist Physicians' Dining Room (PDR) accessible with your Baptist ID badge. You must sign the book by the silverware for meals.
- xiv. Good places to study during downtime at hospital: The resident office area in the GME suite is available 24/7. The Bronstein Library (medical staff library) is available Monday through Friday from 7:30a – 4:00p. You can also access the library after hours with your Baptist ID badge. Access to the Internet is only available for medical students through the Bronstein Library computers.
- xv. Patient/procedure log: Available online at <http://operational/sites/AdminPP/default.aspx> from any Baptist computer.

Pediatrics – Memphis

Course Director: Kristen Bettin, MD, MEd, (kbettin@uthsc.edu), (901) 287-6292

Course Coordinator: Jenn Wilson (jmcadoo3@uthsc.edu), (901) 287-6292

1. Before the rotation:

- a. Can you request sites/MDs/teams: Yes. Can request inpatient/outpatient first, your inpatient team (A, B, C or D) and outpatient clinics and preceptor. Email Jenn Wilson 1 month in advance.

2. Orientation:

- a) Location: FOB (Faculty Office Building) Education Classroom
- b) Duration: 8:00am-12:00pm.
- c) What to wear: Business attire
- d) Do you go to work afterwards: Inpatient-go meet teams, will likely be put to work. Outpatient-yes , go to afternoon clinic as per your schedule
- e) What do you do (ex. go over syllabus, computer training, etc.): Syllabus and layout of outpatient and inpatient. Inpatient/outpatient stays for separate orientation.
- f) Any paperwork needs to be filled out beforehand: Yes, want to get access to LeBonheur/Methodist PowerChart asap
- g) Any online training modules: no

3. The rotation:

- a) What door codes do you need: The only code you'll need is for the med student call room (that you likely won't use) on the 6th floor of the research building. Your MUH/LBCH badge will get you access everywhere in the main hospital
- b) Where do you get door codes: On the 6th floor of the research building at the front desk, bring paperwork given during orientation to get the code
- c) Where do you get ID badge: 1st floor of main hospital, security office
- d) Day to day expectations:

Outpatient: You are assigned to a clinic for each half day; one in AM one in PM. You must complete a white sheet in your orange book with patients' diagnoses and initials and get it signed by attending at each session (don't need to do two sheets if you are in the same clinic for am and pm on the same day and won't need to fill out a page for your community preceptor or for St. Jude). Turn those into Jenn at the end of the rotation. Attend scheduled lectures. Clinic hours range from 7:30-8:30am start time to 3:00-5:00pm end time. You'll spend one week of mornings in the NICU at Regional One (2nd floor Rout building). Wear scrubs that week. Come at 7:30-8:00, see one patient and be prepared to present on rounds, which can last until around noon. Go to other scheduled clinics in PM. You will also work with a general pediatrics community preceptor for an entire day once per week. Finally, you'll also spend one week in the clinics at St. Jude's. Christine McManus (christine.mcmanus@stjude.org, (901) 595-7950) will be your point person. You'll have a 7am orientation in the Barry building the Monday of your St. Jude week and will rotate through different clinics that week with a personal schedule given to you at orientation. For St. Jude, you'll turn in a small assignment that will be explained at St. Jude orientation for completion, based on the patients you see that week.

Inpatient: Arrive at 5:30am-6:15am depending on how much time you need to see/read up on patients before turnover. Each team has its own turnover at 7:00am in the floor's education conference room, followed by morning report at 7:30am. In the morning after turnover, see the rest of your patients and write at least one note before starting rounds. Rounds begin according to attending preference, usually 9:00-9:30am. Round and present your patients in SOAP format, then finish up notes and go to noon conference with the residents. Students should help update the list with discharges and admits during the day. The list is on SharePoint, which may be accessed from any LeBonheur computer. Leave most days between 4:00-6:00pm. You will be required to turn in 4 H&P's during the course of your inpatient month to your attending who will read it and provide edits and feedback.

a. Night call?: You'll have 4 overnight calls (your "week of nights") Sunday-Wednesday night. You will be post-call on Thursday (have the day off to sleep) and will return to your team for days on Friday. Try to not schedule them when your team's JI is on call if you want more to do. Show up at 7pm to be there when the day team intern checks out to the night residents. Work with your team's intern on admitting patients, updating the list and doing H&Ps (nights are a good time to complete some of your required H&P's and orange book requirements). Help out other teams as needed. You'll be expected to present at least one of your team's overnight admits in turnover and you will leave the following morning after turnover & morning report (around 8am). You will not be required to go to day lecture when you are on nights, and your night schedule will be adjusted if you have a CLIPP exam when you are on nights. You will also not be required to go to grand rounds during the week you are on nights. Schedule wisely.

b. Weekends?: Outpatient-no weekends. Inpatient-yes, work all but 3 weekend days. You

will have a “golden weekend” (both weekend days off) the weekend between pediatrics blocks (between inpatient and outpatient). For inpatient weekends, come to see your patients, present on table-rounds, write your notes and help update the list. Your start time on the weekend is often later than during the week, check with your residents about when the team will round. You will only have 3 days completely off during the month of inpatient so coordinate with your classmates early if you have an event (your team will sometimes want at least one medical student there on each day, other teams will not care if you all take the same day off, just ask what they want you to do)

- c. Where do you sleep if on call: N/A: You're not supposed to sleep on nights. There are still med student call rooms on the 6th floor of the research tower
- d. What to wear: Business casual attire for both inpatient and outpatient. Only wear scrubs to NICU (will need to wear professional clothes in the afternoon still if you're anywhere but the ER), inpatient nights and on weekends.
- e. If scrubs, where do you get them: Previous rotations
- f. Where do you put personal belongings during the day: Student workrooms.
- g. Free food?: At noon conference on inpatient, you can get the catered food after residents have gotten theirs but make sure to wait a few minutes first (don't line up for food until 12:05). Be warned, sometimes there's nothing left. You can join for lunch when you're on campus during outpatient too, but don't just take food and leave (they'll get mad at you).
- h. Patient/procedure log: iLogin's (they will email you regularly if you're behind). Also you must fill out the H&P, physical exam checkoffs and patient logs in your orange book given at orientation to turn into Jenn at the end of the rotation.

4. Grades:

- a. Percentages for evaluations and shelf: 50% evaluations, 35% shelf (curved), 10% CLIPP exams, 5% NICU week. **Must get an uncurved score of an 80 on the shelf exam to be eligible for an A** (check on syllabus/with clerkship coordinator about shelf minimums as they may change)
- b. Evaluations: Vastly based on inpatient month. One attending, the last of the month to work with you, will write your entire month's clinical evaluation on New Innovations. You will also have a mid-month form that you should give to your attending after 2 weeks of inpatient and ask for feedback, that is not for a grade. **Your night resident will fill out a paper evaluation that you give to them and turn into your attending. Will get an eval from outpatient month worth 5% of your grade.**

- c. Best books to study from: First Aid Pediatrics, BRS Peds, Case Files Pediatrics, Pre Test Peds, USMLE World Step 2 questions for Peds.
 - a. Good places to study during downtime at hospital: Not much time to do so, but old hospital ground floor café area, work room.
 - b. Shelf exam location: GEB.
 - c. Extras: 2 CLIPP exams, which are LOOSELY based on online cases. Also called slide exams because each vignette on the free-response quiz is paired with a picture shown on PowerPoint. First is the Wednesday of week 3 and is worth 3% of grade, second is the Wednesday of week 6 and is worth 7% of grade. Located in the same place that you have lectures. To say they are loosely based on the assigned CLIPP cases is an understatement. Read the CLIPP cases but the best preparation for these is to study like you are preparing for the shelf with review books and Uworld. Must complete orange book and St. Jude assignment for completion
5. Lectures:
- a. Student Lectures: Education Conference room in FOB, Wed. and Fri. afternoons
 - b. Noon Conference: Education Conference room in FOB
 - c. Grand Rounds: Auditorium first floor of the research building

Obstetrics and Gynecology- Memphis

Course Director: Roberto Levi-D'Ancona MD
leviro@uthsc.edu
(901) 448-2831

Course Coordinator: Martha Velez
mvelez@uthsc.edu
(901) 448-5859

Clerkship Webpage: www.uthsc.edu/obgyn/clerkship

1. Before the Rotation

- a. You can request to have Ob, Gyn, or Gyn-Onc first, as well as your hospital preference for Gyn and Gyn-Onc. You **cannot** request which Resident or student(s) you want to work with
- b. How do you make this request: E-mail Ms. Velez - mvelez@uthsc.edu
- c. If you have a conference, meeting, wedding, etc. to attend, you must request the time off in writing, preferably before you start the clerkship – E-mail Dr. Levi-D'Ancona or Ms. Velez

2. Orientation:

- a. Location: (ROH) Regional One Health Medical Center – “The MED” – Rout Center/Birthplace, Ob/Gyn Classroom, **1st floor** (not ground/lobby floor)
Room E105A
- b. Duration: 8:00am-5:00pm if starting on Ob; on Gyn, only until 3:00pm
- c. What to wear: Scrubs and white coat or business attire and white coat. Ms. Velez will E-mail you before the start of the clerkship to request your scrub size (for ROH scrubs)
- d. Do you go to work afterwards: Only if on-call for Ob – 6:00pm to 10:00pm, otherwise return Tuesday am. On Tuesday a.m., rounds if required, and those students assigned to L&D/on-call, report to L&D for Turnover, before attending lectures in the Classroom at 7:00am or 8:00am – you will receive a Lecture Schedule that lists the start times of each Tuesday lecture.
- e. What do you do: Sign Baptist Hospital paperwork and ROH ID Badge Request form. Meet with Dr. Levi-D'Ancona, who discusses the Ob/Gyn Clerkship, fetal strips, provides a brief overview of surgical instruments, and answers questions. Obtain scrubs from L&D. Meet with a resident. Lunch (provided). Tour L&D/EVAL and the ROH/Medplex Outpatient clinics: Ob,

Gyn, and MFM – 880 Madison, 3rd floor. Watch 1 video on the Stages of Labor.

Prior to Ob/Gyn Orientation, you will receive an E-mail with instructions to view 2 Scrubbing, Gowning and Gloving videos online

www.youtube.com/watch?v=RN8zWOTACjM

www.youtube.com/watch?v=7KgbxBa2rh8

Practice gowning and gloving, then scrub, gown and glove – L&D surgery (if you have not completed the Surgery Clerkship). On call 6:00pm-10:00pm for those students assigned.

- f. Any paperwork needs to be filled out beforehand: Ms. Velez will E-mail you the required paperwork; sign paperwork at orientation
 - g. Computer access: Yes – Complete the online ROH *Access Request Form* for Soarian Clinicals QS Centricity, and NextGen. Ms. Velez will send you an E-mail. Students should have already completed Methodist One Chart EMR online training
3. The rotation:

Ob at ROH/The MED

- a. What door codes do you need: ROH/Medplex outpatient clinics back door code, L&D physicians'/residents' lounge code, L&D OR door code
- b. Where do you get door codes: Ask a resident
- c. Where do you get ROH ID badge: ROH Security Office - 1st floor Chandler. Take ROH ID Badge Request Form (distributed during Orientation). ID badges are made during these hours: 9:00am to 11:00am and 1:00pm to 3:00pm. Hours and Security office phone number also listed in the Ob/Gyn Clerkship Handbook. Need badge for access to L&D, Rout 3 and Rout 4 floors
- d. Day-to-day expectations - also check with your resident(s):
 - i. One week of L&D days: Round at 6:00am on Rout 3 (earlier on Tuesdays). Turnover is in the conference room (next to L&D physicians'/residents' lounge) - ground floor of Rout at 7:30am (**6:30am on Tuesdays**), then L&D/Eval until 6:00pm. Turnover is at 6:00pm in same conference room. On Fridays, fetal tracing conference after a.m. Usually leave at 6:00 pm when night students get there.
 - ii. One week of L&D nights: Turnover at 6:00pm in the conference room (next to physicians'/residents' lounge), then L&D/Eval until Turnover at 7:30am (**6:30am on Tuesdays**) in same conference room. Students on night call do not have to stay for a.m. Turnover. Obtain the patient list from a resident (students are not able to print the list). On Fridays, fetal tracing conference after Turnover. Leave most days by 7:00-7:30 am.

- iii. One week of Residents' clinic (Ob and Gyn patients) and Continuity of Care clinic: ROH/Medplex outpatient clinics. You do not have to round if assigned to clinic. AM clinic – 8:00am start time, PM clinic – 1:00pm start time
- iv. One week of MFM (High-risk, Ultrasound) clinics: Round at 5:30-6:30am (depending on Attending) on 4th floor Rout, then Turnover at 7:30am (**6:30am on Tuesdays**), then High-risk clinic or Ultrasound clinic, except for Tuesday am lectures. ROH/Medplex outpatient clinics - 3rd floor, or clinic at the LeBonheur Fetal Center - 51 N Dunlap, Room 305, or clinic at the Center for High-Risk Pregnancies - 6215 Humphreys Blvd, Suite 201 Wednesdays at 7:00am - Fetal Anomaly Conference at the LeBonheur Fetal Center
- e. Night call?: Yes, if assigned
- f. Weekends?: Yes, if on call - same weekday on-call hours – am/pm shift or pm/night shift – students decide among themselves who will work the am/pm shift and the pm/am shift-
- g. Where do you sleep if on call: There is **no sleeping** while on call
- h. What to wear: ROH/MED-issued, gray scrubs
- i. Where do you get scrubs: Scrub machine in L&D only. Ms. Velez will provide your scrub codes prior to Orientation Day. **Do not swipe** your UT ID badge at this machine (does not work). Your L&D scrub codes do **not** work at the scrub machine in Trauma or the scrub machine in Chandler
- j. Where do you put personal belongings during the day: Physicians'/residents' lounge on L&D or keep them with you in clinic. **Don't bring valuables**
- k. Free food?: No, but do get lunch on Orientation Day and lunch at the Chair's Meeting
- l. Patient/procedure log: Ob/Gyn Clerkship Handbook (orange book) from Orientation Day. Must have 85% of blanks filled/signed by attendings/residents. Also online on iLogin. Enter hours/procedures/diagnoses in iLogin.

Gyn at Baptist Women's Hospital

1. What door codes do you need: The code to physicians' lounge on the 2nd floor
2. Where do you get door codes: Ask your resident
3. Where do you get ID badge: Baptist Women's Hospital Security Office - 6225 Humphreys Blvd – by the administrative offices off the main lobby – 7:00am-3:00pm - 901 227-9797

4. Day-to-day expectations: No formal orientation. Contact your assigned resident about where and when to meet for surgery. Ms. Velez will E-mail you the surgery schedule.

You have one week of surgery and one week of Residents' clinic (Ob and Gyn patients) – at the ROH outpatient clinics/Medplex. When assigned to surgery, arrive before 1st scheduled surgery; list is also posted in the resident call room in the physicians' lounge. Attend surgeries all day. This is flexible at Baptist Womens—we were told to just attend surgeries that interested us (they are all elective procedures with mostly private physicians) just depends on your residents.

5. Night call?: No
6. Weekends?: No
7. Where do you sleep if on call: N/A
8. What to wear: Baptist-issued scrubs
9. If scrubs, where do you get them: From the locker room by the physicians' lounge
10. Where do you put personal belongings during the day: Student room in the physicians' lounge
11. Free food?: No

Patient/procedure log: Ob/Gyn Clerkship Handbook (orange book) from Orientation Day. Must have 85% of blanks filled/signed by attendings/residents. Also online on SIS. Enter hours/procedures/diagnoses in iLogin – required by Medical Education/Dr. Jameson

Gyn-Onc at Methodist University Hospital – Dr. Tillmanns and Dr. ElNaggar

1. What door codes do you need: Your Methodist ID badge needs to be set up to get into the surgery suite and the surgery bathrooms
2. Where do you get door codes: Ask your resident
3. Where do you get ID badge: Methodist Security Office - 1st floor of the Crews building, near the Medical Staff Auditorium. If you do not already have a Methodist ID badge, do this sometime on your first day at Methodist.
4. Day-to-day expectations:
 - a. Ms. Velez will E-mail you the surgery schedule. Before you leave each night, ask your resident what time to round and what time the first

surgery case will start the next day. You need to come in early enough to make sure you see all your patients (usually 2-3) and complete your notes. Usually this has you arriving between 4:30am-6:00am. The majority of the patients are located on 6 Tower

- b. There are specialized Gyn-Onc progress notes that you fill out instead of a traditional SOAP note. These are found lying around the physicians' area, typically in one of the black bins in the corners. If you cannot find one, there is a place to print them out online – ask your resident. Make a copy for yourself after you fill them out and place the original in the chart. **Be prepared to present. Dr. Tillmanns and Dr. ElNaggar have different styles and expect different things from presentations.** Ask your resident what each one is looking for. Also, ask your resident if you can present to them for a practice run-through. Look up diagnoses and have a complete Assessment and Plan. Know the patients' labs every morning. You can consult your notes; it is helpful to have it written out completely so you can make sure you have covered everything for the first few days
5. In the OR: There is a 4th year resident, an intern and up to 3 students. One student is expected to be scrubbed in on every case. The exception is Dr. Tillmanns' robot cases. For these, no students typically have to scrub in (unless one of your residents is not there). Dr. Tillmanns likes you to sit near the robot where he can easily talk to you or show you things. You are allowed to bring study material into the OR on his surgery days and when you are not scrubbed in on his cases you are allowed to read
6. Clinic: West Cancer Center clinic (Midtown) – 1588 Union Avenue, just down the street from Methodist University Hospital. Parking in the back. Dress professionally and wear white coat
7. THE SCHEDULE: This is different depending on your student assignments. Ms. Velez gives you a very specific schedule so you know where to be each day.
8. Night call?: No call, but surgeries and writing PM notes can go as late as 9:00pm. Most nights you are done around 6:00pm-7:00pm
9. Weekends?: Rounds on Saturday and Sunday. Check with your resident
10. Where do you sleep if on call: N/A
11. What to wear: Scrubs for any day you will be in the OR. Professional dress and white coat on clinic days. If your ID badge lets you into the surgery bathrooms, you can find scrubs there. Otherwise, ask your resident. Make sure your white coat is clean
12. Where do you put personal belongings during the day: In the OR surgeons' lounge or in Dr. Tillmann's or ElNaggar's office. Leave most of your stuff in the car; you will not have any time to study during clinic days
13. Free food?: Coffee and snacks in the OR lounge. No food typically provided on clinic days, so bring something/have snacks in your pockets

Patient/procedure log: Ob/Gyn Clerkship Handbook (orange book) from Orientation Day. Must have 85% of blanks filled/signed by attendings/residents. Also online on SIS. Enter hours/procedures/diagnoses in iLogin – required by Medical Education/Dr. Jameson

Gyn-Onc at Baptist Women’s Hospital – Dr. ElNaggar and Dr. Tillmanns

1. What door codes do you need: Code for physicians’ lounge and outside door to Baptist Women’s Hospital. Park in lot that is connected by walking bridge
2. Where do you get door codes: Ask a resident
3. Where do you get ID badge: Baptist Security Office. 6225 Humphreys Blvd by the administrative offices off the main lobby. 7:00am-3:00pm - 901 227-9797
4. Day-to-day expectations: Work with 2nd year resident on Oncology. Show initiative in terms of helping the nurses prep the room and patient once he/she is in the OR, and do your part in helping to clean up the OR. Dr. Tillman is especially impressed by med students who help out to make the OR day run more efficiently.
5. Night call?: N/A –
6. Weekends?: Yes - check with Resident. You will typically come in early and see patients, then round with the on call attending
7. Where do you sleep if on call: N/A
8. What to wear: Scrubs for OR days, business attire and white coat for clinic days
9. If scrubs, where do you get them: Locker room by physicians’ lounge
10. Where do you put personal belongings during the day: Physicians’ lounge at Baptist Women’s and Baptist East, sometimes carry with you
11. Free food?: Yes at Baptist East – Physicians’ Dining Room (PDR). Swipe your Baptist ID badge and **sign** the “charge book” located by the silverware dispensers

Patient/procedure log: Ob/Gyn Clerkship Handbook (orange book) from Orientation Day. Must have 85% of blanks filled/signed by attendings/residents. Also online on SIS. Enter hours/procedures/diagnoses in iLogin – required by Medical Education/Dr. Jameson

Gyn-Onc at Methodist Germantown Hospital/ Baptist Women’s Hospital – Dr. Smiley

Day-to-day expectations: You will be working with Dr. Smiley. There is typically one resident and one Gyn-Onc Fellow. Call Dr. Smiley on Sunday about where and when to meet

her for rounds and surgery on Monday AM. Dr. Smiley's clinics (East -Wolf River, DeSoto, MS, and Jackson, TN)

1. Monday: Rounds. Surgery at Methodist Germantown Hospital
2. Tuesday: Rounds. Classroom lectures at 7:00am. PM Surgery at Baptist Women's Hospital or Methodist Germantown Hospital
3. Wednesday: Rounds. East clinic
4. Thursday: Rounds. The 1st and 3rd Thursday East clinic. The 2nd and 4th Thursday Jackson (TN) clinic
5. Friday: Rounds. Desoto (MS) clinic
6. Night call: No
7. Weekends: Yes- Check with Dr. Smiley about what time to round
8. What to wear: Scrubs to OR, business attire and white coat to clinic
9. If scrubs, where do you get them: Locker room by physicians' lounge
10. Where do you put personal belongings during the day: Physicians' lounge at Baptist Women's, carry with you at Methodist Germantown, in clinics
11. Free food?: No
12. Patient/procedure log: Ob/Gyn Clerkship Handbook (orange book) from Orientation Day. Must have 85% of blanks filled/signed by attendings/residents. Also online on SIS. Enter hours/procedures/diagnoses in iLogin – required by Medical Education/Dr. Jameson

Gyn-Onc at Baptist East Hospital – Dr. Reed

1. Where do you get door codes: Your Baptist Hospital ID badge will allow you access to the GME Office – 6025 Walnut Grove, Suite 417, the physicians' lounge, medical staff library, the rear entrance to the ER and to surgery, and the employee parking lot
2. Where do you get ID badge: Security Office – 6019 Walnut Grove. Take the elevator to the Ground Floor/Concourse. Turn left and go down the hall. The Security Office is on the right. ID badges made Mon- Fri 9:00am-12:30pm and 1:30pm-4:15pm, except for payroll Mondays and Employee Orientation days. Call before you go to make sure - 901 226-5582

3. Day-to-day expectations: You will be working with Dr. Reed and the 3rd year resident. Round at Baptist East, Methodist Germantown or St. Francis - East. **Note:** Students cannot go to St. Francis Hospital - Bartlett. Write notes on Gyn-Onc progress note paper (get from resident). Present patients on rounds, then go to OR with Dr. Reed. Scrub on all surgeries. Can scrub on robotic cases. On clinic days, round at the hospital first. On Fridays, Dr. Reed has clinic in Corinth, MS. The resident can't go because their malpractice insurance coverage is only for Tennessee; therefore, you go with Dr. Reed and his nurse
4. Monday: East clinic
5. Tuesday: Rounds. 7:00am Classroom lectures. PM surgery at Methodist Germantown
6. Wednesday: Rounds. Surgery at Methodist Germantown or St. Francis Hospital - East
7. Thursday: Rounds. East clinic
8. Friday: Rounds. Corinth (MS) clinic
9. Night call?: No, but expect to work late nights
10. Weekends?: Yes, AM rounds -
11. Where do you sleep if on call: N/A
12. What to wear: Scrubs to OR, business attire and white coat to clinic
13. If scrubs, where do you get them: OR locker room
14. Where do you put personal belongings during the day:
15. Free food?: Yes - Students can eat for free in the physicians' dining room. **Sign** the "charge book" by the silverware dispensers. Snacks in the surgeons' lounge
16. Patient/procedure log: Ob/Gyn Clerkship Handbook (orange book) from Orientation Day. Must have 85% of blanks filled/signed by attendings/residents. Also online on SIS. Enter hours/procedures/diagnoses in iLogin - required by Medical Education/Dr. Jameson

Grades:

- a. Percentages for Evaluations and Shelf Exam: 70% Evaluations, 30% Shelf Exam
- b. Evaluations - 3 are required: 1 for Ob, 1 for Gyn, and 1 for Gyn-Onc. Evaluations are completed in New Innovations by Residents. The only Attending who

with residents doing floor work/admissions. Go to clinic in the afternoons.

- d. Elective: You get to choose between Ellis rounds, inpatient medicine, pediatrics, and obgyn for 1 week. The schedule depends on the week but is the same as schedule for each individual week of the rotation.
- v. Night call?: Not truly an overnight call, but 1 call when you stay until midnight.
- vi. Weekends?: No.
- vii. Where do you sleep if on call: N/A
- viii. What to wear: Scrubs, but they must be Jackson scrubs.
- ix. If scrubs, where do you get them: There's a shelf with scrubs outside of the on-call rooms, but you also might need to go to the OR locker rooms to find more sizes. Just ask a resident for help.
- x. Where do you put personal belongings during the day: Family Medicine resident lounge on 4th floor.
- xi. Free food?: Yes in physician's dining room on ground floor (breakfast and lunch) and snacks in resident's lounge.
- xii. Patient/procedure log/other assignments: Yes-information given during orientation. Will have to write a SOAP note each day that you are in clinic. You will submit these SOAP notes to Dr. Riley, and she will edit them and give you feedback. Dr. Riley will meet with you once a week, typically on Fridays, to discuss the SOAP notes, pertinent cases, and as well as a journal article that she will assign. Additionally, you have to write 1 full H&P and 1 evidence-based medicine report to be submitted to Dr. Ellis. This will be explained at orientation.

c. Murfreesboro, TN Inpatient

- i. **Contact Person:** Susan L. Andrews, Family Medicine Program Coordinator. Additional information at www.fmnashville.uthsc.edu
- ii. What door codes do you need: N/A
- iii. Where do you get door codes: N/A
- iv. Where do you get ID badge: After completing forms and online orientation for Saint Thomas Rutherford prior to the start of rotation, pick up your badge at HR in STRH from Kimberly Hasselbrink.
- v. Day to day expectations: Get to hospital at 6:30-7AM for OB and for medicine. Contact resident for patient load. Morning Report at 8AM in the 3rd floor conference room. Round after Morning Report. Follow residents for remainder of the day. Write paper notes.
- vi. Night call?: no

Psychiatry- Memphis

Course Director: Jyotsna Ranga, M.D., jranga@uthsc.edu, (901) 448-5944

Course Coordinator: Terika Miller, tmille20@uthsc.edu, (901) 448-4561

1. Before the rotation:

- a. Can you request sites/MDs/teams: You can put in a request by emailing Terika Miller (contact info above). Keep in mind that requests from all students might not be feasible to accommodate.
- b. How do you make this request: email Terika Miller at tmille20@uthsc.edu

2. Orientation:

- a. Location: Classroom on 2nd floor of 920 Madison Building
- b. Duration: Typically 9-10:30 AM (Terika should send an email confirming the orientation start time a few days before the start of the clerkship, so double check with this)
- c. What to wear: Business attire
- d. Do you go to work afterwards: Maybe. What do you do (ex. go over syllabus, computer training, etc.): In the general psych orientation you discuss the lecture schedule, topics we would be covering, where to find things on CORE etc. Check your schedule for the day for where to go afterwards: Likely after orientation you will go to your clinical site (VA, MMHI, the Med) to meet up with your team, where they may provide additional orienting and/or put you to work. Often there is an additional Introduction to the Mental Status Exam at 1pm at the VA for everyone after meeting up with your team (again, check the schedules they give you)Any paperwork needs to be filled out beforehand: Yes for computer access at the Med, VA. Very important: Have all your ducks in a row before you go to the VA (security clearance, finger printing), or you will not be allowed to see patients.
- e. Any online training modules: yes for the VA if you don't already have access, or yours has expired (been 90 days since login)

3. The rotation:

Regional One Psychiatry Consultation Service

- a. What door codes do you need: Need a key for the door to the Psychiatry Consult Liaison (C/L) room in the 6th floor Adams building.

Neurology- Memphis

Course Director: Mervat Wahba, MD, mwahba@uthsc.edu, (901) 448-3731, or 901-921-2847

Course Coordinator: "OESFB+POFT,BKPOF!VUITDFEV 901.448.

Before the rotation:

- a. Can you request sites/MDs/teams: yes-request hospital
 - b. How do you make this request: email Jennifer Mason no more than 2 months in advance and no less than 1 mo in advance. You may request Peds Neuro if you are going into Peds
2. Orientation:
- a. Location: Neurology Library, Link (gross anatomy building) 4th floor
 - b. Duration: 8:00-11:00
 - c. What to wear: Business attire
 - d. Do you go to work afterwards: yes
 - e. What do you do (ex. go over syllabus, computer training, etc.): Go over syllabus, expectations with course director, Dr. Wahba
 - f. Any paperwork needs to be filled out beforehand: Yes if you need Meditech computer access or access to powerchart at Methodist. If you are going to the VA – complete finger-printing, VA paperwork, and background check 2 weeks prior to start of rotation so that you will have computer access.
 - g. Any online training modules: Yes for VA and Methodist
3. The rotation:

Regional One

- a. What door codes do you need: code to EEG lab on 2nd floor chandler (next to the cardiac echo & : No code needed
- b. Some units need a code to enter, ask the residents
- c. Where do you get ID badge: 1st floor Chandler security office, take paperwork from orientation
- d. Day to day expectations: Arrive at 7-7:30, see patients before resident. Rounding time varies based on attending. Most days you leave at 5. Some days you leave 6:30-7:00 if rounds are late. The rest of the time, attend lectures and help admit patients. Bring work to do-lots of downtime. You are allowed to spend the downtime at the UT Medical Library, just let the residents know your cell phone number, so that they call you with new consults.

- e. Night call?: No.
- f. Weekends?: No. (this may change in the future, and if so, it will be one weekend day only in the entire month, and for the AM rounds only)
- g. Where do you sleep if on call: N/A
- h. What to wear: Business attire, tie depends on attending. No tie required, unless advised to do so
- i. If scrubs, where do you get them: N/A
- j. Where do you put personal belongings during the day: In EEG room, don't bring valuables as there are no lockers, keep your iPads, laptops with you
- k. Free food?: No.
- l. Patient/procedure log: Yes, one online with the Clerkship Tracker and one hard copy for the neurology clerkship that includes ICDS-9 for procedures/diagnoses.

VA

- a. What door codes do you need: N/A. However, there is a neurology computer lab and PACS station within the rotating clinic wing (one day a week of geriatrics, neurology, etc) located in room G509. The chief resident has a key to this room, and he/she will let you in.
- b. Where do you get door codes: N/A
- c. Where do you get ID badge: N/A
- d. Day to day expectations: Entirely resident and attending dependent; some teams expected us to arrive at 8:30 AM and stay until 3 or 3:30 PM while others expected us to arrive by 7:00 AM and stay until at least 5 PM, most often until between 6-7 PM
- e. Night call?: No.
- f. Weekends?: No. (if this changes, see the MED)
- g. Where do you sleep if on call: N/A
- h. What to wear: Dress clothes, white coat
- i. If scrubs, where do you get them: N/A
- j. Where do you put personal belongings during the day: The chief resident has a key to the neurology computer lab, and you can leave items there as long as you don't mind waiting for him/her to open the door in the morning and open it before you leave.
- k. Free food?: No. There is VA Café for lunch or dinner located on floor 2 and a coffee station near the ER with coffee and snacks.

- l. Patient/procedure log: Yes, one online with the Clerkship Tracker and one hard copy for the neurology clerkship that includes ICDS-9 for procedures/diagnoses.

Methodist

- a. What door codes do you need: None. The door of Neuro Conference room on the 4th floor Tower needs a resident's or attending's badge to swipe you in. Most likely the door will be semi-open.
- b. Where do you get door codes: n/a
- c. Where do you get ID badge: Crews building, ask security
- d. Day to day expectations: Get there 7:30-8:00. See patients and write notes occasionally. Rounds depending on attending-usually ending sometime before/after lunch.
- e. Night call?: None
- f. Weekends?: No (if this changes, see the MED)
- g. Where do you sleep if on call: n/a
- h. What to wear: Business attire
- i. If scrubs, where do you get them: n/a
- j. Where do you put personal belongings during the day: Can leave them in the neurology lounge
- m. Free food?: No, but sometimes attendings will take you to lunch with them
- n. Patient/procedure log: Yes, one online with the Clerkship Tracker and one hard copy for the neurology clerkship that includes ICDS-9 for procedures/diagnoses.

LeBonheur for Pediatric Neuro

- a. What door codes do you need: No door codes but you need a Methodist ID badge, either issued from LeBonheur or Methodist University/Central. You can get a LeBonheur ID badge on the 4th floor of the old Lebonheur hospital in the security office. They should have the security form you need to fill out, or one will be provided in your course material for neuro. You need your badge to get most places in the new LeBonheur hospital, so make sure it works! You will also need a log-in for the Methodist MOLLI computer system.
- b. Where do you get door codes: N/A
- c. Where do you get ID badge: 4th floor of the old LeBonheur hospital where the security office is.
- d. Day to day expectations: One week is spent in the outpatient clinic (1st floor of new hospital), one week is at Methodist with the stroke team in the morning and adult outpatient clinic in the afternoon, and the remaining two weeks are on the inpatient LeBonheur neurology service.

- e. Night call?: None
 - f. Weekends?: None (if this changes, see the MED and it will be on your week that will be done in adult Neurology at Methodist University Hospital)
 - g. Where do you sleep if on call: N/A
 - h. What to wear: Business attire
 - i. If scrubs, where do you get them: N/A
 - j. Where do you put personal belongings during the day: In clinic you can keep them in the physician's work room or in the fellows office (in Wesley Clinic). While on service you can keep your stuff in the nurse practitioner's office or in the physician work room.
 - k. Patient/procedure log: Log online via the clerkship tracker
4. Grades:
- a. Percentages for evaluations and shelf: 50% National Shelf Exam; 50% attending evaluation. There are 110 questions.
 - b. Extra grades (presentations/quizzes/bonuses/oral exams): None
 - c. Evaluations (who does them, are they on newinnov, etc): One attending of student's choice that you worked closely with.
 - d. Best books to study from: Blueprints Neurology, Case Files, Neurological emergencies by Dr. Menkes (both found on blackboard), the Brust text for IRAT/GRAT. Clinical Pediatric Neurology: A Signs and Symptoms Approach by Fenichel – Get from library (they have 2 copies.)
 - e. Good places to study during downtime at hospital: The neurology computer lab at the VA, the EEG room at the MED, the library at Methodist.
 - f. Shelf exam location: 920 Kaplan Center or GEB
 - g. Extras (like CLIPP exams, OSCEs): N/A.
5. Lectures:
- a. Location: Neurology library (4th floor LINK building), for the eight TBL lectures, the PT/OT lecture, and lumbar puncture lecture. There are hospital-specific lectures such as at Methodist, Lebonheur (depends on your location). See schedule.
 - b. Are they mandatory (ie, is there a sign in or roll taken): Yes.

Surgery- Memphis

Course Director: Gayle Minard, MD, gminard@uthsc.edu, (901) 448-8370

Course Coordinator: Courtney Bishop, cbishop@uthsc.edu, (901) 448-8370

Website: http://surgclerkutmemb.pageout.net/page.dyn/student/main/instructor_home

1. Before the rotation:

- a. Can you request sites/MDs/teams: You will get an e-mail with your assignments given to you. As soon as you receive this email, you should quickly reply to the clerkship coordinator to request the rotations you would like. Your trauma schedule at ROH is set in stone. For general month:

- Methodist University Surgical Oncology
- Methodist Germantown Surgical Oncology
- Baptist East Minimally Invasive Surgery
- Baptist East Hepatobiliary Surgery
- VA General Surgery
- Methodist University Acute Care/ Minimally Invasive Surgery

For elective two weeks, you can request:

- Baptist Cardiothoracic
- VA Cardiothoracic
- Methodist Vascular
- VA Vascular
- Methodist Transplant
- Neurosurgery
- LeBonheur Pediatrics

- b. How do you make this request: Email Courtney Bishop AFTER she emails you the preliminary schedule. Then she will begin accepting requests.

2. Orientation:

- a. Location: 2nd floor surgery conference room in 910 Madison, 8 AM
- b. Duration: 1-1.5 hrs
- c. What to wear: scrubs
- d. Do you go to work afterwards: Yes
- e. What do you do (ex. go over syllabus, computer training, etc.): Go over syllabus

- f. Any paperwork needs to be filled out beforehand: No, unless you need access (EMR/badges) at a specific site
- g. Any online training modules: No (Unless at Methodist, and even then it's hit or miss. You will be emailed if you have to do anything extra).

3. The rotation:

Trauma at Regional One Hospital (ROH)

- a. What door codes do you need: All areas are now accessible with your MED ID badge
- b. Where do you get ID badge: Chandler Building in the Med (Security Office)
- c. Day to day expectations: You are to do whatever the Desk Doc (PGY-2) tells you and he/she will be writing your evaluation. This could be wound care, suturing, starting IVs, foleys, etc. You are to attend all shock traumas and place foleys, get ABGs and Venous blood, and do chest compressions, etc. Students are welcome to scrub in on any trauma surgery cases.
- d. Schedule: Five/Six days (7am-7pm) and Five/Six nights (7pm-7am) in the CCA.
- e. Weekends: Yes
- f. What to wear: Scrubs
- g. If scrubs, where do you get them: Scrub Machine near the OR's. Must use badge to access the scrub machine. Must return scrubs to a separate machine down the hall in order to get new scrubs from scrub machine.
- h. Where do you put personal belongings during the day: Lockers are in the resident lounge. Your badge works here.
- i. Free food: No. Cafeteria closes at 2 am on weekdays, earlier on Saturdays and Sundays

Surgical Oncology at Methodist University

- a. What door codes do you need: Will get badge with appropriate access to all doors
- b. Where do you get door codes: None other than supply rooms in the ICUs. Residents want you to carry basic bandage changing supplies around during rounds. Ask the nurses what the codes are.
- c. Where do you get ID badge: Methodist ID office. If already have Lebonheur badge can have it activated there too.
- d. Day to day expectations: Arrive around 4:30-5:00. Saw patients, wrote notes and rounded by 6-6:30 with chief and other residents. Surgeries most of the day. Round with and present to attending between surgeries. Clinic in the morning one day a week (dress clothes and white coat) but otherwise wear

scrubs. Usually done and out anywhere from 5-8pm. Typically had one on-call day a week where you take general surgery call.

- e. Night call?: No. Weekends?: Round one day a weekend. Usually no surgeries unless emergent can leave around 10:30-12.
- f. Where do you sleep if on call: n/a
- g. What to wear: Scrubs, comfy shoes, white coat over scrubs for rounding and clinic
- h. If scrubs, where do you get them: OR locker rooms
- i. Where do you put personal belongings during the day: Surgery Lounge. Don't leave valuables in bag b/c not a very secure room bring only what you really need
- j. Free food?: Great variety of food in the lounge, residents and attending sometimes take students to the physicians dining room. Did not have to bring lunch or buy food the entire 4 weeks

Minimally Invasive Surgery at Baptist:

- a. What door codes do you need: None, the surgery suite is unlocked during regular hours
- b. Where do you get door codes: N/A
- c. Where do you get ID badge: Baptist Security. I got away with not having a badge though. It is helpful to get into the cafeteria for food but otherwise not necessary. You will also likely have patients to see and cases at Methodist Germantown so make sure you have a Methodist badge that works over there. Get badge made at Methodist University and make sure to let security know that you will need access to Germantown location.
- d. Day to day expectations: Usually pretty early start time at either Baptist or Methodist Germantown. Get there a 10-20 minutes before the residents arrive to prepare the list (write down vital signs and recent labs for the floor patients); they will show you how they like this done the first couple days. Round on the patients in the morning with the residents. After rounds, scrub in on the cases for the day (1 student per case). Act interested in the cases and generally you will be given opportunities to participate. After cases, head to lecture or to clinic. In clinic you will see the pt first and provide a brief initial evaluation to the attending or resident. Usually end time is around 4-5 pm but can vary especially if emergent cases are added on. If you have lecture in the afternoon, generally the residents will dismiss you for the rest of the day.
- e. Night call?: No
- f. Weekends?: Yes, varies. Usually one member of the team will come in and round in the mornings. Scrub in on any add-on cases for the day, if no cases then usually you are done by later morning-early afternoon.

- g. Where do you sleep if on call: N/A
- h. What to wear: Scrubs
- i. If scrubs, where do you get them: Locker rooms located in the surgery suite. Residents will show you where to get them.
- j. Where do you put personal belongings during the day: In the physicians break room in the surgery suite.
- k. Free food?: Yes, snacks in the breakroom and free lunch and breakfast in the physician cafeteria.

General Surgery at Baptist East with Dr. Behrman:

- a. What door codes do you need: Male and female locker rooms in surgery area.
- b. Where do you get door codes: Residents will know locker room codes and nurses will know supply closet codes
- c. Where do you get ID badge: Security office on the concourse level. Be sure to tell the person at Security who makes your badge that you need access to the physicians' dining room.
- d. Day to day expectations: Rounds with the residents are roughly 6am (depending on your residents) and you are expected to pre-round and write notes on the patients that you watched their operations before rounds so plan to get to the hospital early enough to complete everything (usually 4:00-5:00). You will have to go through Baptist EPIC training if you have not already. Courtney Bishop will schedule this for you. Surgical cases usually begin around 7:30am. Make sure to read up the night before on the surgical cases that will take place the next day. You will be asked questions, so be prepared. Depending on the day, Dr. Behrman might want to round after the surgical cases with you and the residents. When rounding with Dr. Behrman, formally present the patients.
- e. Night call?: No. Although occasionally you are on long call.
- f. Weekends?: Yes, you round either Saturday or Sunday. Usually you round one day with the residents and the other day Dr. Behrman will round on his own.
- g. Where do you sleep if on call: N/A. The GME office does have call rooms though.
- h. What to wear: Scrubs. Clinic day (Tuesdays) wear business attire. Dr. Behrman also dresses up for Grand Rounds (Wednesdays), so I suggest you do as well.
- i. If scrubs, where do you get them: in the surgery locker rooms
- j. Where do you put personal belongings during the day: in the surgeons' lounge, but do not leave valuables in here
- k. Free food: Yes! In physicians' dining room

General Surgery at the VA

- a. What door codes do you need: The resident room or "honesty room" code is 2+4 at the same time, then 3. Your VA badge gets you in the OR.
- b. Where do you get door codes: Ask residents
- c. Where do you get ID badge: Badge office in the basement. Residents can guide you.
- d. Day to day expectations: complete the list each morning and make copies before rounds, round in the morning, clinic on Tuesdays and Fridays- interview patients and present to the intern, scrub into surgeries and stay after to help the OR staff get the patient out of the OR, update the list and help out when you can!
- e. Schedule: M-F and one weekend day, hours fluctuate but rounds start between 5-6:30 and you get out between 3-7 depending on the day.
- f. Weekends: Yes
- g. Where do you sleep if on call: N/A
- h. What to wear: Scrubs
- i. If scrubs, where do you get them: bring your own, you'll have to wear paper scrubs before going into OR.
- j. Where do you put personal belongings during the day: Resident room
- k. Free food: Snacks and drinks

Acute Care at Methodist

- a. What door codes do you need: All doors can be accessed with your Methodist/Lebonheur ID badge. To gain access to the OR lounge, visit the security office located behind the auditorium next to the Pharmacy
- b. Where do you get door codes: N/A
- c. Where do you get ID badge: security office on the concourse level
- d. Day to day expectations: Cases usually start around 7:30-8:00am. In the mornings, students are responsible for updating the list with vitals, outputs, etc. This typically requires getting to the hospital around 5-5:15am. Rounding with the residents usually starts from 6-6:30am. The list should be completed and printed for this. Students do not have to pre-round on patients before rounding with the residents, but you should know at least a little about the patients on the list (especially the ones going for surgery that day). Throughout the day students either scrub in on cases or help the residents with writing orders, wound checks, etc. Plan to stay most days until 5ish.
- e. Night call? No
- f. Weekends? Yes, either Saturday or Sunday depending on the cases. Cases are only scheduled on Saturdays so that typically tends to be the more time intense weekend day. However, it can vary depending on emergencies
- g. Where do you sleep if on call: N/A
- h. What to wear: Methodist scrubs
- i. Where do you get them: in the surgery locker rooms

- j. Where do you put personal belongings during the day: in the surgeons' lounge, but do not leave valuables in here
- l. Free food?: Yes! There are multiple opportunities to eat throughout the day so take advantage!

Pediatric Surgery at Le Bonheur

- a. What door codes do you need: None, need badge access for most doors
- b. Where do you get door codes: n/a
- c. Where do you get ID badge: Get ID at the security office next to staff entrance of new hospital
- d. Day to day expectations: Show up at 5:30am, see patients and write notes, round after, then watch/scrub on surgeries all day. Usually leave by 4-5pm.
- e. Night call?: None
- f. Weekends?: One day-leave by afternoon.
- g. Where do you sleep if on call: n/a
- h. What to wear: Scrubs
- i. If scrubs, where do you get them: In OR area
- j. Where do you put personal belongings during the day: OR lounge
- k. Free food?: No-discounted in cafeteria with Le Bonheur badge

Transplant Surgery at Methodist

- a. What door codes do you need: None.
- b. Where do you get door codes: N/A
- c. Where do you get ID badge: Methodist ID office. If already have Lebonheur badge can have it activated there too.
- d. Day to day expectations: On most days expect long hours – anywhere from 12 to 24 hours. Early mornings during which you round on transplant patients; the mid-morning and early afternoon are occupied with scheduled surgeries and rarely transplants (transplant surgeons also do general surgeries on transplant patients, ranging from AVFs to gallstones to liver lesion removal). Transplants usually occurred during the late afternoon and early evenings after organ procurement. Occasionally done between 3-4pm. Be sure to take advantage of the opportunity to fly on the private plane for out-of-town organ procurement! It's a once-in-a-lifetime opportunity.
- e. Night call?: Not officially, although it wasn't unusual to stay at work until 10 PM or occasionally after midnight.
- f. Weekends?: Yes.
- g. Where do you sleep if on call: N/A

- h. What to wear: Scrubs.
- i. If scrubs, where do you get them: Locker rooms or from other rotations
- j. Where do you put personal belongings during the day: In the transplant room on the 10th floor of Thomas wing.
- k. Free food?: Yes, in the surgeons' lounge, open at all hours of the day, and in the physician dining room for breakfast and lunch.

Vascular Surgery: Specific orientation with Dr. Rohrer in the Surgery Lounge at Methodist University, Tower Building. He will give you his schedule and a Vascular booklet.

- a. What door codes do you need: none
- b. Where do you get door codes: n/a
- c. Where do you get ID badge: Methodist security office on 1st floor
- d. Day to day expectations: pre-round on patients, round with Dr. Rohrer and the Vascular Team, assist on all cases in OR and Cath Lab. Attend weekly conferences and seminars. You do not need to go to clinic with him. Help the residents maintain the list of patients and help with day to day tasks regarding patients. The hours include some of the earliest mornings of all 3rd year
- e. Night call?: No
- f. Weekends?: 1 day/ weekend
- g. Where do you sleep if on call: n/a
- h. What to wear: Methodist scrubs
- i. If scrubs, where do you get them: physicians' locker rooms adjoining surgery suites
- j. Where do you put personal belongings during the day: physicians' lounge
- k. Free food?: Yes in physicians' lounge and physicians' dining room

Cardiothoracic Surgery at Baptist

- a. What door codes do you need: just one for entry into the locker rooms. Be sure to tell the person who makes your badge that you need access to the physicians dining room – free food!
- b. Where do you get door codes: from the fellow
- c. Where do you get ID badge: security office on the concourse level
- d. Day to day expectations: Cases usually start around 7:30am. You can pre-round on patient in the hospital or from one of the cases you saw the day before and leave a note in the chart, so plan to get there around 6:30 or so. Dr. Garrett holds clinic one day a week, during which you will see a patient before and present them to him or the fellow. Really laid back. You also need

to attend vascular conference with Dr. Garrett one day a week. He will let you know when.

- e. Night call?: no
- f. Weekends?: Yes, either Saturday or Sunday depending on the cases. Dr. Garrett or the fellow will give you guidance
- g. Where do you sleep if on call: N/A
- h. What to wear: scrubs
- i. If scrubs, where do you get them: in the surgery locker rooms
- j. Where do you put personal belongings during the day: in the surgeons' lounge, but do not leave valuables in here
- k. Free food?: Yes! In physicians' dining room, but don't count on taking an hour for lunch!
- l. Patient/procedure log: Yes online on the SIS clerkship tracker

Neurosurgery at MUH, ROH, LEB:

- a. What door codes do you need: None needed
- b. Where do you get door codes: Not Applicable
- c. Where do you get ID badge: Security Office at the various hospitals
- d. Day to day expectations: Work as directed by residents. Contact the Neurosurgery residents directly for more information about the rotation and the residency itself, if interested.
- e. Night call?: Sometimes
- f. Weekends?: Yes
- g. Where do you sleep if on call: Couch
- h. What to wear: Scrubs
- i. If scrubs, where do you get them: Methodist University Hospital
- j. Where do you put personal belongings during the day: Office
- k. Free food?: Occasionally

Cardiothoracic Surgery at VA

- a. What door codes do you need: CT surgery shares the same lounge as the General surgery service at the VA. The lounge is located on the 3rd floor. (If there is a door code listed under the Gen Surg section, then it's the same. Otherwise, text your resident and he/she will let you know how to get in).
- b. Where do you get door codes: Text your resident.
- c. Where do you get ID badge: You should receive an email prior to starting 3rd year about getting an ID badge for any rotation at the VA. Contact elston.howard@va.gov for any questions or concerns.

- d. Day to day expectations: The CT surgery service covers both the Cardiothoracic patients at the VA as well as consults at Regional One. Thus, usually you will have to round at both hospitals. Different residents will have different expectations about whether or not you need to pre-round, but at minimum it will be very helpful to the resident if you pull up the Vitals, labs, and Input/Output on the patients at the VA. If you have a case at the VA, you will usually round on the ROH patients in the afternoon. Occasionally, you will operate at ROH.
 - e. Night call?: None
 - f. Weekends?: No cases are scheduled on the weekends, but occasionally there is an emergent case that will be performed at the VA or ROH. Otherwise, you will round with the team on Saturday or Sunday and have the other day off. It's usually flexible which day you want to take off.
 - g. Where do you sleep if on call: N/A
 - h. What to wear: Scrubs (no particular type)
 - i. If scrubs, where do you get them:
 - j. Where do you put personal belongings during the day: The surgery lounge is on the 3rd floor, which both CT surgery and the Gen Surg service share. It has a keypad. You can leave your stuff there during the cases, but it's probably smartest to leave electronics at home. The VA doesn't have Wifi access so the risk of your device walking away outweighs the benefit of having there.
 - k. Free food?: The lounge has chips and drinks. Some cases (i.e. CABGs) can go from 8am-3:30pm so make sure to eat a big breakfast. If the service is slow, you and your team will get food from ROH or Lebonheur. It never hurts to volunteer to pick up Lenny's for the team!
4. Grades:
- a. Percentages for evaluations and shelf: Evaluations: 45%, Shelf 40%
 - b. Extra grades (presentations/quizzes/bonuses/oral exams): **Oral Exam 15%, Evals 45%** (12.5% Elective Month 1, 12.5% Elective Month 2, 20% Trauma Month [for a total of 45%]), **Shelf Exam 40%**
 - c. Evaluations (who does them, are they on newinnov, etc): Chief Resident does your eval on your trauma month. Residents do them on your elective month.
 - d. Best books to study from: DeVirgilio Surgery, NMS Surgery Casebook, USMLEWorld questions, CaseFiles Surgery. NMS casebook is great for the oral exam. Surgical Recall is good before cases to learn the relevant anatomy. Don't buy it, Sassi has hundreds. Also the Kaplan/Pestana review is great to review close to the exam
 - e. Good places to study during downtime at hospital: In the OR if you have time, otherwise you are pretty busy. You may have some free time before cases as well, so this can get you 15-30 minutes of valuable study time.
 - f. Shelf exam location: GEB
 - g. Extras (like CLIPP exams, OSCEs): Nothing. Generally, be nice to everyone, especially the scrub techs. ASK POLITELY BEFORE TAKING ANYTHING OFF

THEIR MAYO TRAY unless you want to be humiliated in front of the whole team. This is especially true at the Med.

5. Lectures:

- a. Location: 2nd floor Surgery conference room in 901 Madison

Are they mandatory (ie, is there a sign in or roll taken): Yes.

Chattanooga

Internal Medicine - Chattanooga

Course Director: Gary Malakoff, MD, FACP; Malakoff@uthsc.edu or gary.malakoff@erlangers.org, (423) 778-2998

Course Coordinator: Joyce Poke, joyce.poke@erlangers.org, (423) 778-6670

Before the rotation:

- a. Can you request sites/MDs/teams: Everyone is at Erlanger for both months; You can request to do a week of night float.
- b. How do you make this request: The students who did a week of night float just requested this at orientation. I'm sure it would be helpful in coordinating your two months if you emailed the clerkship secretary ahead of time if you would like to spend a week on night float.

1. Orientation:

- a. Location: General Chattanooga orientation will take place first at Whitehall building across from Erlanger with EMR training for Erlanger's system on the first day of the rotation for those who are new to rotations in Chatt. The general orientation ends with a tour of Erlanger showing call rooms, cafeteria, etc. After this general orientation you will go to a specific medicine orientation where you will be given many more details about what to expect as well as your team assignments. They will show you where to go. If you've already done a rotation in Chatt prior to this, you don't go to the general orientation, the Medicine orientation will be your first event of the morning.
- b. Duration: General orientation was a couple of hours in the morning, and then medicine orientation was a couple of hours as well. We then got lunch and met with our teams.
- c. What to wear: Business casual and white coat. Come prepared to work after orientation just in case.
- d. Do you go to work afterwards: You should at least be sent to meet with your team/chief resident to be given some more team specific info of expectations and when to arrive/what to do the next day. You will stay with your team the remainder of the day, and how long you stay is highly resident/schedule dependent. If your team is on call you might be expected to see patients that day, or they may have you wait until the next morning.
- e. What do you do (ex. go over syllabus, computer training, etc.): There is a large syllabus you will go over with expectations for the rotation. Erlanger has new EMR so every student will need to do computer training after the general Chattanooga orientation. They will tell you where to go for this.

- f. Any paperwork needs to be filled out beforehand: Just the basic forms for Chat rotations. These will be emailed to you. Also, you will need to upload a picture of yourself. Again, this info will be sent to you in an email by the clerkship secretary closer to time for your rotation.
 - g. Any online training modules: Complete computer training for new EMR (will complete after general Chattanooga training).
2. The rotation:
- a. What door codes do you need: They are given to you the first day. Orientation is very organized; you won't be left lost in the hospital not knowing necessary codes. If your door code does not work on the first day, you will have already been given the contact information of the person who will help you in your orientation packet. You will also be given a code that will get you into all the ICU's and any other restricted area of the hospital. Tip: On all of my rotations I would keep a note in my phone and add codes (and other useful info) I picked up along the way in case I found myself needing to use them again. If you can't get in to one of the various ICU's, just use the intercom and tell them you are a med student.
 - a. Where do you get door codes: See above. You will be given a key for the lounge/locker room/ and call room. You will be given a different code for the medical student call rooms
 - b. Where do you get ID badge: At orientation.
 - c. Day to day expectations: 6 weeks in the hospital for inpatient, 2 weeks on ambulatory in the resident clinic. **Inpatient:** Carry 1-4 patients at any given time. Sometimes you will round in the morning, other times you will not round until after lunch. In theory, you should have your notes done before your intern, and this is a general rule that you should strive for on all rotations (in practice it is not strictly enforced). I would try to see my patients before my intern, but would still be there finishing my notes after the interns had come and left, mostly because you will be much slower than them, looking things up as you go on Up to Date, Epocrates, etc... also, your notes will probably be longer and more detailed than your interns. It is important to not leave anything out and to know everything about your patients, esp. when you are only carrying 1-2 patients. You will need to turn in an early H&P and a later H&P to show improvement, as well as 1-2 progress notes with edits from your resident. There is noon conference every weekday. You can bring your lunch to this. Can stay as late as 8pm on call days, usually done by 4-5pm on non-call days **Ambulatory:** Monday-Friday in resident clinic, 8am-5pm, wear business casual.
 - d. Call?: There is no overnight call (see above), but you have long call every 3rd day. This means that every 3rd day your team will be responsible for admitting new pts from the ED to the hospital in addition to completing your other daily tasks of seeing pts, writing notes, and rounding. Call days are until

8am-8pm. Days when you are not on call you will usually finish up with afternoon work, lecture, etc. and be told you can go home by 5 or 6pm.

- e. Weekends?: **Inpatient:** you will have on average one day off per week, and you cannot take a call day off. Which days you take off are team-dependent but frequently you will take off the same day as the intern. **Ambulatory:** weekends off. *If you know in advance you have a weekend event on this rotation, email the clerkship coordinator in advance to do your ambulatory portion during this time. Otherwise, may be able to ask team for a full weekend off if willing to make up the day at another time.
 - f. Where do you sleep if on call: n/a
 - g. What to wear: Business casual with white coat on non-call days inpatient and on ambulatory; scrubs if on call or if your chief resident/attending says it's ok to wear scrubs. If scrubs, where do you get them: In the locker rooms of the OR (ask to be shown where this is if you are unsure).
 - h. Where do you put personal belongings during the day: There is a medicine call room only accessible by your own door code that most everyone leaves their belongings in (residents/interns/students), but there are locker rooms near the call rooms. You will be shown this during orientation. Lockers are usually occupied by residents. You have to have a key to get into the locker room itself so I felt safe leaving my backpack on top of the lockers, but would advise keeping your valuables on you.
 - i. Free food?: Yep! Good food, too. You are given a meal card that has \$60 a month on it (will not rollover to the next month). It also works at the Starbucks...use it wisely! (No, it can't be used towards Starbucks giftcards ☹)
 - j. Patient/procedure log: Duty hours and patient/procedure logs also need to be documented via iLogin.
3. Grades:
- a. Percentages for evaluations and shelf: 2/3 eval, 1/3 shelf (uncurved) and you must PASS the OSCE (which is pass/fail). In the past, have needed an uncurved minimum of an 80 on the shelf exam to be eligible for an A (consult your syllabus/ask your clerkship coordinator for updated info on shelf minimums)
 - b. Extra grades (presentations/quizzes/bonuses/oral exams): There is a pass/fail OSCE that is done around the 7th week of the rotation. It will be held in Chatt (you no longer have to travel to Knoxville). You also must turn in an early and late H&P as well as 1-2 progress notes with resident edits.
 - c. Evaluations (who does them, are they on New Innovations, etc): You will get one from your attending after the 1st month (half way) and one from your attending at the end of the rotation (and the same during month 2 of the clerkship). Also, you should get some from your residents who know you well... just ask them! You will use paper evaluations. Just give the eval (given

to you at orientation) to your resident, attending, etc. and ask when a good time is for you to get them back to turn in, or they may prefer to turn them in directly for you. A good idea is to compile your H&P's, evals, pt log, etc in a manila envelope to turn in the last day.

- d. Best books to study from: Step-up to medicine. Pocket Medicine, the little green (old ones are red) book to carry around in your coat. USMLE World Step 2 Qbank, MKSAP questions.
 - e. Good places to study during downtime at hospital: There is a library on the third floor of the Whitehall building across the street from Erlanger. It is available 24hrs a day with keycard access. There's also the Starbucks in the hospital, the medicine call rooms, or the overnight call rooms.
 - f. Shelf exam location: The shelf examination is given on the last Friday of the Clerkship. It is an on-line exam and is given in the computer classroom on the first floor of the Whitehall Building.
 - g. Extras (like CLIPP exams, OSCEs): There is an OSCE now. In the past it was 2 patients (like it is in Memphis), but sometimes, it was only 1 patient for us.
4. Lectures:
- a. Location: Varies. Mostly in the WW2 conference room, the oncology conference room or in the Probasco auditorium. Your residents will make sure you know where to go.
 - b. Are they mandatory (ie, is there a sign in or roll taken): Quote from a student "I went to all of the lectures and found the teaching on this rotation to be very helpful in not only pt care, but on my shelf. I did well on my medicine shelf and attribute that partially to free time to study during the day/the library to go study, but also to really great teaching while rounding and during lecture. You should plan to go to lecture."

Pediatrics – Chattanooga

Course Director: Cathy Stevens, MD, cathy.stevens@erlangers.org, (423) 778-6112

Course Coordinator: Debbie Gignilliat, debra.gignilliat@erlangers.org (423) 778-6696

- a. Can you request sites/MDs/teams: No, but you can request if you want inpatient or outpatient first.
 - b. How do you make this request: contact Debbie Gignilliat or Dr. Stevens directly
2. Orientation: General Chattanooga orientation will take place first at Whitehall building across from Erlanger with EMR training for Erlanger's system on the first day of the rotation for those who are new to rotations in Chatt. They will bring you to Diane Owens, the pediatrics student coordinator who will be your go-to person for any questions/concerns throughout the rotation for the Pediatrics rotation. She will hand out schedules and go over them with you. If you do not have to go to the Danielle Dillard orientation because you have previously been to Chattanooga, then you will contact Diane Owens the week before the rotation to determine what time and where you will meet up with the group. Then you will have a brief orientation with clerkship director Dr. Cathy Stevens. Also, Erlanger has a new EMR, so you may need to do a computer training after general orientation if you are new to Chatt.
- a. Location: 3rd floor Massoud building
 - b. Duration: about 30-45min
 - c. What to wear: Professional dress
 - d. Do you go to work afterwards: Yes. After orientation you meet your inpatient team or go to your assigned clinic for the afternoon.
 - e. What do you do (ex. go over syllabus, computer training, etc.): The syllabus, what you have to turn in at the end of the rotation, expectations.
 - f. Any paperwork needs to be filled out beforehand: No
 - g. Any online training modules: No
3. The rotation:
- a. What door codes do you need: Entrance into the Peds ER
 - b. Where do you get door codes: Danielle Dillard or Tammy Elliot gives it to you at the beginning of your rotation – you get one master code that takes you through most doors in the hospital
 - c. Where do you get ID badge: Tammy Elliot takes you there on day 1. If you are returning for a 2nd rotation in Chattanooga, you can pick up your old ID badge, meal card, security card, pager and other information from Tammy anytime from 8:30-4:30
 - d. Which elevators should you be using? G and H

e. Day to day expectations:

i. Inpatient: Be there at 6:15 am for morning checkout (ask residents where the checkout room is) The pediatrics “hub” is called the fishbowl and is a small room on the 3rd floor right next to the nurses station. This is where you go in the morning to find any residents and to print off a current patient list. All patients are on the 3rd and 4th floors of Erlanger Children’s. You will see 1-3 patients every morning. Make sure to update the Fishbowl board with which patients you are seeing. Also place you initials next to the residents’ on the list. If possible, only see patients admitted to the hospitalists. Write a SOAP note and discuss with resident. 8:00 is morning report/grand rounds and is in the pediatric conference room on the 1st floor. Afterwards, rounds typically start at 9:30. Notes should be in charts before rounds begin. Be prepared to present your patients. In the afternoons, you go with residents to see new patients in the ER, follow up on your current patients labs/any work up they’re receiving, and keep the list and fishbowl board updated. Most days you will be done around 4-5PM. You will have one weekend call day during your inpatient month, where you arrive at 6:15am and leave around 4-5pm.

ii. Outpatient: Start off by going to morning report/grand rounds every morning at 8am. Afterwards, you have a clinic to go to in the mornings and then a different clinic to go in the afternoons. You will get a sheet with all the clinic locations during pediatric orientation. Just show up and tell the nursing staff/doctor you are the medical student there for the day. In most clinics you will shadow the doctor. Every so often one of the doctors might ask you to see a patient on your own and present. Make sure to get your clinic attendance sheet signed at the end of each clinic. Additionally, during your outpatient month you will have one ER shift per week. You show up at 1pm to the Peds ER and stay until 9pm (8 hour shift). Here, you usually pick up new patients, get a basic history and physical, and then present the patient to your supervising resident or attending.

Outpatient clinic consists of GI, Cardiology, Genetics, Pulmonology, Cystic Fibrosis Clinic, Pediatric Radiology, Heme/Onc, Nephrology, Orthopedics, Urology, Behavioral Psychiatry at Siskin, Psychology.

iii. Friday lecture: Lecture every Friday from 12-4pm for students and residents. If you are on inpatient, you will be excused after rounds to go to lecture. Sit-down rounds are done at 9:30am in the 4th floor conference room.

f. Night call: 5 nights of call, plus Saturday or Sunday. Get there around 5PM and leave after turnover (6AM). On call, you are allowed to wear scrubs. Nights are the best time to get your observed H&P done. (Sidenote,

depending on the resident and how busy the shift is, you usually get sent home by midnight or 1am)

- g. Weekends: One Saturday, one Sunday during your inpatient month. 7am-9pm, although depending on the resident you might leave sooner. You can switch your weekend days as long as there is only 1 student per day.
 - h. Where do you sleep if on call: Pediatrics Resident call room. There is a call room for students. You may get to sleep if you are given permission by your resident.
 - i. What to wear: Professional dress for both inpatient and outpatient. You may wear scrubs on your weekend call or night call
 - j. If scrubs, where do you get them: 5th floor OB physician lounge or 2nd floor surgeon lounge.
 - k. Where do you put personal belongings during the day: Fishbowl or the Pediatric resident call room
 - l. Free food?: \$60 per month on card (unused money does not rollover to the next month)
 - m. Patient/procedure log: Patient log required on ILogin. You have to write a longer, more detailed blurb about each patient than required on most other rotations so don't procrastinate!
4. Grades:
- a. Percentages for evaluations and shelf: 50% evaluations, 35% shelf (curved), 10% CLIPP exams, 5% Nursery. In the past, have needed a uncurved minimum of an 80 on the shelf exam to be eligible for an A (consult your syllabus/ask your clerkship coordinator for updated info on shelf minimums)
 - b. Extra grades (presentations/quizzes/bonuses/oral exams): 10% CLIPP exams. 2 CLIPP exams (written by Dr. Jameson in Memphis)
 - c. Evaluations (who does them, are they on newinnov, etc): The inpatient hospitalist attendings with help from the senior inpatient resident
 - d. Best books to study from: Case files, BRS peds, pre-test, Lange questions book, U-world, and the CLIPP cases (somewhat). They will provide you with a pediatric textbook. If you have time, it is a good resource to use.
 - e. Good places to study during downtime at hospital: Currently you are required to stay in and around the fishbowl
 - f. Shelf exam location: Whitehall
 - g. Extras (like CLIPP exams, OSCEs): CLIPP exams are taken on a Wednesday of weeks 3, and 6. Report to the conference room on the 1st floor (same place as morning report). Dr. Stevens will administer the exam.

5. Lectures:

- a. Location: 4th floor Erlanger Children's conference room
- b. Are they mandatory (ie, is there a sign in or roll taken): There is no sign in done, but the small number of students makes your absence very noticeable.

Obstetrics/Gynecology—Chattanooga

Course Director: Jeanie Dassow, MD, jeaniedassow@erlangers.org, (423) 778-5192

Course Coordinator: Marcella Westmoreland Marcella.Westmoreland@erlangers.org, 423-778-7515

1. Before the rotation:

- a. Can you request sites/MDs/teams? No, each student is at Erlanger for the entire rotation, and completes 2 weeks of gynecology, 2 weeks of obstetrics, 1 week of night float (obstetrics), 2 weeks of outpatient, and 1 week of gyn onc. Students are never paired up with other students.

2. Orientation:

- a. Location: General Chattanooga orientation will take place first at Whitehall building across from Erlanger with EMR training for Erlanger's system on the first day of the rotation for those who are new to rotations in Chatt only. OBGYN orientation following the general orientation is in the medical mall at Erlanger, 7th floor
- b. Duration: 2 hours for general orientation, 1 hour for OBGYN orientation
- c. What to wear: Wear dress clothes to orientation
- d. Do you go to work afterwards? No
- e. What do you do (ex. go over syllabus, computer training, etc.): Go over Chattanooga stuff and tour hospital plus get ID/pagers in general rotation then go over syllabus, expectations in OB rotation. After general orientation, you may need to do a computer training for Erlanger's new EMR if you are new to Chatt.
- f. Any paperwork needs to be filled out beforehand? No paperwork beforehand, packets are given out at orientation.
- g. Any online training modules? No

3. The rotation:

- a. What door codes do you need: door access code for labor and delivery floor, surgical skills lab, student call room. Different code for OBGYN residents' lounge
- b. Where do you get door codes: door access code given in packet at general orientation, residents will give out door to OBGYN residents' lounge
- c. Where do you get ID badge: ID badges are made at the end of the general orientation
- d. Day to day expectations: **Gyn:** arrive @ ~6:15am, see patients, write SOAP notes, round with resident, then typically scrub in on surgeries. **OB:** arrive @ 6-6:15am for turnover, most time spent on L&D floor monitoring laboring

patients or seeing patients in L&D triage. Night float: same as OB weeks except arrive at 5pm for turnover, leave after 6:15am turnover (over by 7am). **Outpatient:** 8am-5pm on resident clinic days. Other "special clinic" days will follow different schedules as outlined during orientation. **Gyn-Onc,** similar to Gyn. Round on patients in morning, then scrub into surgeries in the afternoon.

- e. Night call?: One week of night float (5p-7a)
 - f. Weekends?: On two separate weekend days, students perform ~12hr shift.
 - g. Where do you sleep if on call: There's no sleeping on call (you will get in trouble for this). However, there are student call rooms on 10th floor of POB (take B elevator to 10th floor, they will show you this on the tour)
 - h. What to wear: Scrubs except for clinic weeks.
 - i. If scrubs, where do you get them: Female staff locker room on 2nd floor
 - j. Where do you put personal belongings during the day: residents' lounge
 - k. Free food?: \$60 per month on card (unused money does not rollover to the next month). Allowance in hospital cafeteria, Starbucks, Chick-fil-a, and subway
 - l. Patient/procedure log: patient log contained in packet given at OBGYN orientation, turned in at end of clerkship
4. Grades:
- a. Percentages for evaluations and shelf: Evaluations 60%, Shelf 30% (curved), Clinical Work Cards 5%, Weekly Quizzes 5%. No minimum shelf grade to be eligible for an A in the past (check syllabus/ ask clerkship coordinator for more updated information about shelf minimums)
 - b. Extra grades: quizzes every Friday morning over the week's assigned reading. One Friday you must find 15 board-style questions that deal with that week's reading and prepare handouts and go over them with the group (use the Uwise questions and pick 15 to go over).
 - c. Evaluations (who does them, are they on newinnov, etc): midmonth evals by residents, discussed with attending, final evals by residents who you worked with
 - d. Best books to study from: Obstetrics and Gynecology is official text, Uwise questions online very helpful, First Aid for OBGYN, Case Files
 - e. Good places to study during downtime at hospital: residents' lounge, Starbucks in medical mall
 - f. Shelf exam location: 1st floor Whitehall building
 - g. Extras (like CLIPP exams, OSCEs): 1-2 surgical skills (pig) lab sessions in Whitehall building, mandatory but ungraded

5. Lectures: Every Friday morning 7:00am, meet Dr. Dassow in the OB offices on the 7th floor. Here you take the weekly quiz over the reading, then she talks to each student about their week (likes/dislikes/etc). She legitimately cares about each student, and does everything she can to make the rotation a wonderful experience for all. After this you go to resident lectures until lunch break.

Family Medicine—Chattanooga

Course Director: J. Mack Worthington, MD, Mack.Worthington@erlangers.org

Course Coordinator: Elissa McCoy, elissa.mccoy@erlangers.org, (423) 778-2957

Before the rotation:

- a. Requesting/MDs/teams: You can request specific family medicine physician to work with during the preceptor month and inpatient/outpatient month first.
- b. How to make this request: Email Elissa McCoy, elissa.mccoy@erlangers.org

1. Orientation:

- a. Location: General Chattanooga orientation will take place first at Whitehall building across from Erlanger with EMR training for Erlanger's system on the first day of the rotation for those who are new to rotations in Chatt. Family Med orientation following that will take place at 960 East Third Street, Suite 104 (Bldg across from hospital)
- b. Duration: Most of the morning.
- c. What to wear: Dress clothes.
- d. Do you go to work afterwards?: You will go to the Family Practice Center (1100 East Third Street – across from McDonald's) at lunchtime.
- e. What will be covered (ex. go over syllabus, computer training, etc.)?: Review syllabus, get reading assignments, get work schedule, tour area. You may or may not be working that afternoon, depending on your schedule. If you are new to Chatt, you may need to do a computer training for Erlanger's new EMR, you should be contacted about this if so.
- f. Any paperwork needs to be filled out beforehand?: Elissa will email you ahead of time concerning EMR access, etc.
- g. Any online training modules: No.

2. The rotation:

- a. What door codes do you need?: You'll get keys at orientation.
- b. Where do you get ID badge?: Initial orientation will provide details.
- c. Day to day expectations: 1 month of inpatient (See your patients at 6:00 am, rounds from 8:00-12:00, lunch lecture, and patient care/rounding until 3:30-5:00. 1 month of outpatient (You mimic your preceptors schedule + lectures).
- d. Night call?: 1 optional week of night call while on the inpatient service
- e. Weekends?: You do not work weekends!

- f. Where do you sleep if on call?: In a resident call room (it's basically on old patient room on the family medicine floor).
 - g. What to wear?: Scrubs inpatient, business casual outpatient.
 - h. If scrubs, where do you get them?: You will receive a Scrub-X code.
 - i. Where do you put personal belongings during the day?: In the secure family medicine lounge.
 - j. Free food?: **Inpatient** - \$60 per month on card (unused money does not rollover to the next month). Allowance in hospital cafeteria, Starbucks, Chick-fil-a, and Subway. (Used to have free food at conference, but this is no longer the case) **Outpatient** - depends on clinic, most days no free food at sites.
 - k. Patient/procedure log: Yes., iLogin
3. Grades:
- a. Percentages for evaluations and shelf: 50% clinical, 30% shelf (curved), 20% powerpoint presentation. In the past, have needed an uncurved minimum of a 78 (curved grade of an 85) on the shelf exam to be eligible for an A (consult your syllabus/ask your clerkship coordinator for updated info on shelf minimums)
 - b. Extra grades (presentations/quizzes/bonuses/oral exams): Powerpoint presentation that is 20% of your final grade
 - c. Evaluations (who does them, are they on newinnov, etc): Residents, faculty, and preceptors complete paper evaluations which are combined to apply to final grade. They are not on new innovations.
 - d. Best books to study from: AAFP Board Review Questions, Step Up to Medicine Ambulatory chapter, Case Files - Family Medicine.
 - e. Good places to study during downtime at hospital: There is little free time during inpatient, but you can study in the FM lounge which is the team's home base if you're free. The Medical Library in the Whitehall Building, 3rd Floor, has study areas, and there is also a Starbucks within the hospital.
 - f. Shelf exam location: Whitehall building, 1st floor. All rotations in Chattanooga take the shelf in the same room.
 - g. Extras (like CLIPP exams, OSCEs): Just the powerpoint presentation which is 20% your grade as noted above
4. Lectures:
- a. Location: Family Practice Center conference room.
 - b. Are they mandatory (ie, is there a sign in or roll taken):
 - i. **Outpatient** - you're expected to attend certain noon conferences (no sign-in) and all special med student lectures (yes sign-in).
 - ii. **Inpatient** - you're expected to attend all noon conferences

Psychiatry—Chattanooga

Course Director: Audrey Hime, MD (audrey.hime@tn.gov) and Joseph Hime, MD (joe.hime@tn.gov)

Course Coordinator: Michelle Walker Michelle.Walker@tn.gov

- a. Can you request sites/MDs/teams: No
- b. How do you make this request: N/A
2. Orientation:
 - a. Location: General Chattanooga orientation will take place first at Whitehall building across from Erlanger with EMR training for Erlanger's system on the first day of the rotation for those who are new to rotations in Chatt. Psych orientation later that day at the Moccasin Bend Mental Health Center.
 - b. Duration: A couple of Hours
 - c. What to wear: Dress Clothes
 - d. Do you go to work afterwards: Maybe-ask at orientation
 - e. What do you do (ex. go over syllabus, computer training, etc.): At the general orientation, you will go over Chatt policies, get any needed material, get pagers/keys, then you will go over rotation specific stuff at the Psych orientation.
 - f. Any paperwork needs to be filled out beforehand: Only if this is your first rotation to Chattanooga
 - g. Any online training modules: No
3. The rotation:
 - a. What door codes do you need: None. You will get a key for the units.
 - b. Where do you get door codes: N/A. Crystal will give you the keys the first day.
 - c. Where do you get ID badge: Erlanger Orientation at Whitehall building.
 - d. Day to day expectations: Arrive at 8am, table rounds with the treatment team until 11-12pm. Sometimes there are lectures in the afternoon or a couple days when you have afternoon responsibilities but usually after treatment team you are done.
 - e. Night call?: No
 - f. Weekends?: Totally Free
 - g. Where do you sleep if on call: N/A
 - h. What to wear: Just Dressy casual, won't wear white coats for interacting with patients

- i. If scrubs, where do you get them: N/A
 - j. Where do you put personal belongings during the day: There is a small break room that has a closet that locks with your key that you can put things in.
 - k. Free food?: Bring your lunch, or there is ample time to go out to eat during lunch break. (You still get \$60 per month that won't carry over to use at the hospital cafeteria even though you won't be working at the main hospital, FYI)
 - l. Patient/procedure log: iLogin. Keep a hand written list of your patients if you are told to do so.
4. Grades:
- a. Percentages for evaluations and shelf: 50% evaluations, 50% shelf. In the past, have needed an uncurved minimum of an 80 on the shelf exam to be eligible for an A (consult your syllabus/ask your clerkship coordinator for updated info on shelf minimums)
 - b. Extra grades (presentations/quizzes/bonuses/oral exams): N/A
 - c. Evaluations (who does them, are they on newinnov, etc): Dr. Hime does the evaluations with input from the psychiatrist you worked with on your unit.
 - d. Best books to study from: First Aid Psych, U-world
 - e. Good places to study during downtime at hospital: You will be provided with a lunch/break/study room for all students on the rotation.
 - f. Shelf exam location: 1st floor Whitehall building
 - g. Extras (like CLIPP exams, OSCEs): Nope
5. Lectures:
- a. There are 2 teleconferenced lectures by Dr. Rosenthal. Dr. Holmes will give other lectures intermittently. These lectures are 50% Psychiatry knowledge, 50% great stories, and 50% sage advice for young doctors. Enjoy!
 - b. Location: Moccasin Bend
 - c. Are they mandatory (ie, is there a sign in or roll taken): Yes, all of them are mandatory.

Neurology—Chattanooga

Course Director: Abdelazim Sirelkhatim, MD, abdelazim.sirelkhatim@erlanger.org, (423) 778-4460

Course Coordinator: Joyce Poke, joyce.poke@erlanger.org, (423) 778-6670

Location: Chattanooga - Erlanger Hospital

1. Before the rotation:
 - a. Can you request sites/MDs/teams: No. This is a small group so everyone works together. There are some days that you may be working with Dr. Pitiyanuvath but mostly you spend every day with Dr. Sirelkhatim.
 - b. How do you make this request: N/A
2. Orientation:
 - a. Location: General Chattanooga orientation will take place first at Whitehall building across from Erlanger with EMR training for Erlanger's system on the first day of the rotation for those who are new to rotations in Chatt. Neurology orientation will follow and also is at the Whitehall Building. There is a big UT College of Medicine sign on the building.
 - b. Duration: Depends on whether it is your first rotation at Erlanger. If it is, there is a group orientation to go over paperwork, pagers, and a tour of the hospital. Typically you will break off and go to your department (in this case the Erlanger Neurology offices) after the tour. If you have done a rotation at Erlanger already you should just go to Dr. Sirelkhatim's office. You would usually be notified what time is best to meet in this case.
 - c. What to wear: Wear dress casual clothing (e.g. slacks and a buttoned down shirt) and your white coat. He was not particular about the men wearing ties, but he always dresses very well so we tended to try and follow his lead.
 - d. Do you go to work afterwards: The first day we spent at his office watching videos about the proper way to perform a full neurological exam. We also watched videos about using the NIH stroke scale.
 - e. What do you do (ex. go over syllabus, computer training, etc.): Any paperwork needs to be filled out beforehand: We basically went over what was expected of us and how the rotation would go. It was very low-stress and friendly. Dr. Sirelkhatim immediately puts you at ease.
 - f. Any online training modules: Yes, as mentioned above.
3. The rotation:
 - a. What door codes do you need: A single code will get you into all the doors required. There is a key that you will be given to get into the locker room on the 6th floor. This is also where you can pick up scrubs.

- b. Where do you get door codes? At orientation. You'll also get login information to access patient info via Net Access on the Erlanger computers.
 - c. Where do you get ID badge: This is also part of the orientation session. After going over the paperwork, pagers, etc., the group will be led to the office around the corner from Whitehall where ID badges are made. They will be taking your picture, so don't show up for orientation all scruffy-looking.
 - d. Day to day expectations: You will normally text Dr. Sirelkhatim or the internal medicine resident working with him around 8am each morning. He will tell you which patient consults he has, and you will divide them between you however you want. You go to the patient's room, do a neuro exam, and write a note. Dr. Sirelkhatim will let you know approximately when he will start rounding and where to meet. Once everyone is done, Dr. Sirelkhatim will join you at the predetermined location and you will round together. It is very laid back and he teaches a LOT. He has a way of imparting a great deal of information in a very easy going manner. He is one of the best teachers I have ever encountered.
 - i. You will also have regular teleconferenced lectures and quizzes from Memphis. It seems like these are almost everyday during the early part of the rotation. You will meet in the conference room on the 1st floor of Whitehall (where your general orientation was). There will be assigned reading and when you get there will be two timed quizzes over the material. The first is taken individually (IRAT). The second is the same quiz taken as a group (GRAT). The cases you will be quizzed on are posted online on the CORE and it is often a good idea to look these over and discuss them with your group the morning before the quiz.
 - e. Night call?: No night call.
 - f. Weekends?: No weekends.
 - g. Where do you sleep if on call: N/A
 - h. What to wear: Business attire
 - i. Where do you put personal belongings during the day: 6th floor locker rooms.
 - j. Free food?: Yes. Your card (provided in your packet during general orientation at Whitehall) has \$60 per month on it to use in the cafeteria, starbucks, subway, etc. (money does not rollover to the next month).
 - k. Patient/procedure log: Just complete it online as for all other rotations.
4. Grades:
- a. Percentages for evaluations and shelf: As of now, the percentages are 50% Shelf Exam and 50% Clinical Evaluation. In the past, have needed an uncurved minimum of a 75 on the shelf exam to be eligible for an A (consult your syllabus/ask your clerkship coordinator for updated info on shelf minimums)

- b. Extra grades (presentations/quizzes/bonuses/oral exams): Can get extra points from the individual and groups quizzes.
 - c. Evaluations (who does them, are they on newinnov, etc): You will use new innovations for evals and you will evaluate the attendings and residents you work with. There was also an evaluation of the rotation that was required.
 - d. Best books to study from: The required textbook was excellent. Clinical Neurology, 6th Ed. by Aminoff.
 - e. Good places to study during downtime at hospital: The library is a great study spot. Also, there are lots of tables in front of Starbucks in the Medical Mall.
 - f. Shelf exam location: 1st floor Whitehall or 2nd Floor Whitehall.
 - g. Extras (like CLIPP exams, OSCEs): None but the quizzes listed above.
5. Lectures:
- a. Location: Teleconferenced from Memphis, primarily. You meet at the conference room at Whitehall.

Surgery—Chattanooga

Course Director: Michael Greer, MD, michael.greer@erlanger.org, (423) 778-7695

Course Coordinator: Holly Rambo: Holly.rambo@erlanger.org (423) 778-7695

1. Before the rotation:
 - a. Can you request sites/MDs/teams: Cannot request student teams.
2. Orientation:
 - a. Location: General Chattanooga orientation will take place first at Whitehall building across from Erlanger with EMR training for Erlanger's system on the first day of the rotation for those who are new to rotations in Chatt. The Surgery orientation will follow with the coordinator and student liaison is in the surgery conference room in the Surgery Department on the 4th floor of the Medical Mall.
 - b. Duration: 8-12
 - c. What to wear: Business attire.
 - d. Do you go to work afterwards: Go to Skills lab with Mr. Cook for the rest of the day for an introduction to scrubbing, knot tying, etc. Then go meet your team, make plans for Tuesday.
 - e. What do you do (ex. go over syllabus, computer training, etc.): Go over Chattanooga policies, get pagers (both yours and trauma pager), NetAccess EMR codes, building access codes, etc. You will take a tour of Erlanger and see the student call rooms and locker room. Then at the surgery orientation, go over call schedules, expectations, etc. Ask questions then because you might not get an opportunity to talk to the chiefs that informally again. Then they will give you a tour of the ORs, lounges, etc.
 - f. Any paperwork needs to be filled out beforehand: Yes if it is your first rotation in Chattanooga. Danielle Dillard will e-mail everything to you.
 - g. Any online training modules: No.
3. The rotation:
 - a. What door codes do you need: Residents' lounge, ORs, ICUs (same code for all-you get a personal one). Make sure your door code works down in the ED; otherwise, you may have to request additional access.

- b. Where do you get door codes: Will get list of them during orientation.
 - c. Where do you get ID badge: Get it during general Chatt/Erlanger orientation on the first day.
4. **Day to day expectations:** 2 weeks each of trauma surgery, general surgery A, ACS (acute care surgery) and vascular surgery.
- a. **Trauma**-get there at 5:30 and round on your patients. When you are post call, you leave after conference/before rounds (around 8ish, but have to stick around for any lectures). Stay all day and watch any scheduled trauma attending cases. Run to ER when trauma pager goes off and gown/glove/mask up. Get ready to take trauma notes, cut off clothes, put in foley, do ABGs, etc.
 - b. **Gen A**-If service is busy, get there around 5:30 and see patients. Check with your resident regarding which are Dr. Moore's patients, as students do not pre-round on them. Dr. Moore prefers to round as a team with his patients to minimize disruption to his patients. You spend most of the day operating and stay until there are no more scheduled surgeries...usually 4-5pm, no formal rounds because so many different attendings admit to this service. Residents are usually pretty good about letting you scrub whichever cases you want, so take the initiative and look up the OR schedule the afternoon beforehand. If post call, leave after conference unless lectures. Go to clinic in Medical Mall for orange surgery on Tuesday and Friday afternoons. On some Fridays, may have attending rounds. When you do, be sure to wear dress clothes and ask your resident about the topic ahead of time to read up on it.
 - c. **ACS**-get there at 5:30. A few days, you may have to stay late if there are late consults and you scrub into the surgery. Formal rounds every day after conference. If post call, leave when senior says its okay but stay for lectures.
 - d. **Vascular**-get there at 5:30, leave when all the cases are over. They schedule a lot of endovascular cases in the afternoons b/c the surgeons work at Memorial Hosp. in the AM. You may have to stay until like 6-7 some nights. Rounds are random...sometimes with the vascular fellow and sometimes with an attending.
 - e. **Each week, there are scheduled morning didactic sessions:**
 - i. **Monday**-Student case presentations with Dr Greer. During these sessions, Dr. Greer expects you to present an initial presenting history and physical, then he asks a series of question pertinent to the case. So read up on the topic you're presenting! It's generally a low key environment though, so don't stress too much.
 - ii. **Tuesday**- Basic Science conference 7am

- iii. **Wednesday**-Grand Rounds 7am (**must wear dress clothes** and change into scrubs after, no matter which team you are on)
 - iv. **Thursday**-M&M 7am
 - v. **Friday**- Tumor Board during lunch (bring your own lunch; they typically do not provide food for students)
 - vi. ***All are mandatory**. It is okay to bring breakfast to these conferences if you are on time. It looks really bad to show up late with food...All are held in the big auditorium in the basement of the medical mall. Medical students sit on the right hand side in the first 4-8 rows of the auditorium.
- f. Night call?: Yes. Will have 8 total, two of which will be a Fri and a Sat call. Some may be solo on calls, others will be with a partner. This does not include lecture time afterwards. These calls are "24 hour call", and you will have the trauma call pager on you. You are expected to report to the ER anytime the pager goes off. Respond to all trauma pages, otherwise you are free to scrub into any surgery you would like to unless a resident tells you do go to a specific one
 - g. Weekends?: If on call, come in like a normal weekday. If not on call, get weekend days off.
 - h. Where do you sleep if on call: Student call rooms on 10th floor B elevators.
 - i. What to wear: Scrubs except for on all 4 services-Wednesdays for Grand Rounds, Gen A-attending rounds (a lecture) on Fridays and Vascular-for Vascular conference on Mondays
 - j. If scrubs, where do you get them: OR locker rooms
 - k. Where do you put personal belongings during the day: Locker room B10 past the OR. Bring a lock if you have valuables (computer...there is free wireless in the hospital).
 - l. Free food?: Yes \$60 per month loaded on your ID badge. Works at Starbucks and food court in Medical Mall and does not rollover to the next month. Do not abuse \$ and buy other people food (or Starbucks merchandise, gift cards, etc.) or else they will take it all away.
 - m. Patient/procedure log: Yes-procedure and diagnosis card given to you at orientation, you have to get each item initialed by a resident, and then you turn in the card the day of your oral exam. This is in addition to the Ilogin procedures you have to document online.

5. Grades:

- a. Percentages for evaluations and shelf: 45% evals, 40 % shelf (curved), 15% oral exam. In the past, have needed an uncurved minimum of an 81 on the shelf exam to be eligible for an A (check your syllabus/ask your clerkship coordinator for updated info on shelf minimums)
 - b. Extra grades (presentations/quizzes/bonuses/oral exams): Oral exam worth 15% of your grade, administered by faculty plus 2nd year residents on research months
 - c. Evaluations (who does them, are they on newinnov, etc): Done by residents and attendings. Final eval is a compilation made by Dr. Greer.
 - d. Best books to study from: Pretest Surgery is extensive but really helpful for the shelf exam. NMS Casebook, NMS Surgery Textbook (recommended by Dr. Greer but a little too in depth for the shelf exam). Pestana's Summary Book **very helpful**. (*If you are more of an auditory/visual learner, Online MedED has its general sugery section organized in the same format as Pestana's case book.*), Surgical Recall (good pocket reference and great for surgery wards/pimp questions/case presentations with Dr. Greer), USMLE World Step 2 QBank, Emily Holiday Review Video and Powerpoint (for both surgery AND medicine). **there is a lot of internal medicine on the surgery shelf exam. So I would recommend doing all of the internal medicine GI questions on UWorld as a starting point.**
 - e. Good places to study during downtime at hospital: Library on 1st floor, call rooms, residents' lounge on 7th floor, students' lounge on 6th floor
 - f. Shelf exam location: Whitehall Building- GME Office.
 - g. Extras (like CLIPP exams, OSCEs): Oral exam (see above)
6. Lectures:
- a. Location: Different places-usually in the surgery conference room on the 4th floor of the Medical Mall
 - b. Are they mandatory (ie, is there a sign in or roll taken): Yes. Dr. Greer extensively prepares you for the oral exam. Do not miss his sessions. Dr. Fischer talks with the group on a weekly basis and will cover any possible topic that you wish to discuss, from changes in Medicare to how to get into a residency program

Knoxville

Internal Medicine—Knoxville

Course Director: Janet Purkey, MD, jpurkey@utmck.edu, (865) 305-6521

Course Coordinator: Susan Hill, shill@utnck.edu, (865) 305-9340

1. Before the rotation:
 - a. Can you request sites/MDs/teams: Yes
 - b. How do you make this request: Email Dr. Purkey or the course coordinator
2. Orientation:
 - a. Location: UT Hospital in the Graduate School of Medicine
 - b. Duration: 1 hour-ish
 - c. What to wear: business attire
 - d. Do you go to work afterwards: yes
 - e. What do you do (ex. go over syllabus, computer training, etc.): syllabus
 - f. Any paperwork needs to be filled out beforehand: no
 - g. Any online training modules: No
3. The rotation:
 - a. What door codes do you need: door codes to call room and call hallway (get from a resident)
 - b. Where do you get door codes: n/a
 - c. Where do you get ID badge: Missy Maples emails you and you go to a campus orientation before/after your orientation with the department
 - d. Day to day expectations: see patients before 8:30 a.m. (or before 8:00am didactics on Tuesdays), round with team, noon conference, student lectures
 - e. Night call?: no
 - f. Weekends?: resident dependent, usually yes, on admit day
 - g. Where do you sleep if on call: student call room, 6 north in hospital
 - h. What to wear: business attire unless on call or post-call (you can wear scrubs then)
 - i. If scrubs, where do you get them: 2nd floor of hospital in the surgery office
 - j. Where do you put personal belongings during the day: can put in the student call room
 - k. Free food?: yes—noon conference 2-3 times/ week + meal money on your ID
4. Patient/procedure log: Yes on the SIS clerkship tracker
5. Grades:

- a. Percentages for evaluations and shelf: eval 70%, shelf 30%
 - b. Extra grades (presentations/quizzes/bonuses/oral exams): 2 OSCEs-not graded. Pass/Fail.
 - c. Evaluations (who does them, are they on newinnov, etc): attendings, residents
 - d. Best books to study from: MKSAP and UWorld Qbank
 - e. Good places to study during downtime at hospital: library in the GSM
 - f. Shelf exam location: Missy Maples emails you and tells you where
 - a. Extras (like CLIPP exams, OSCEs): several little presentations during rounds with team, they may be adding a graded OSCE (see Memphis Medicine section for details)
6. Lectures:
- Location: 2nd floor GSM in the internal medicine conference room

Obstetrics and Gynecology—Knoxville

Course Director: K. Paige Johnson, MD, kpjohnson@utmck.edu

Course Coordinator: Venessa Rucker, vrucker@utmck.edu, (865) 305-9306

- a. Before the rotation:
 - a. Can you request sites/MDs/teams: Prior to beginning of the rotation you may turn in your request to either the Clerkship Director or Coordinator via email. Depending upon the number of students a decision will be made and you will be notified during orientation.
 - b. How do you make this request: Email either Dr. Upadhyaya or Venessa Rucker
- b. Orientation:
 - a. UT Knoxville Orientation:
 - i. Location: 8:00am in the 3rd Floor GSM Conference room located on the 3rd floor of the Graduate School of Medicine building. To find the conference room, enter the GSM building at the Preston Medical Library entrance, turn right and down a short hallway to a set of elevators on your right. Take the elevators to 3rd floor, turn left and immediately left again and the conference room is there on the left
 - ii. What do you do (ex. go over syllabus, computer training, etc.): cover info about parking, meals, name badges, hospital operations, etc. You will go get your name badge
 - iii. Duration: 1 hour
 - b. OB/GYN orientation
 - i. Location: immediately following general orientation in the OB department in the GSM.
 - ii. Duration: 1 hour
 - iii. What to wear: business casual the first day (wear white coat), but you will be told you can wear scrubs every day after that.
 - iv. Do you go to work afterwards: yes! You will page the resident
 - v. What do you do (ex. go over syllabus, computer training, etc.): cover Info about syllabus and find out whether start with OB or GYN
 - c. Any paperwork needs to be filled out beforehand: no
 - d. Any online training modules: no
- c. The rotation:
 - a. What door codes do you need: Lounge

- b. Where do you get door code: ask the residents
- c. Where do you get ID badge: Missy Maples will take you there during orientation
- d. Day to day expectations:
 - i. **OB:** get to work at 5 or 5:15 AM. Go to 3E and see/write notes on post-partum patients who have delivered before midnight. Get depends done and prescriptions in chart. Check out is a 6:30 AM. You are expected to present each patient you saw that AM to the senior resident. The residents can give you a “cheat sheet” that has everything you need to report on, the order to report it in etc. During the day you will see laboring patients (write notes every 2 hours), go to lectures, scrub in on tubal ligations and C-sections, and write H&Ps on patients that come into triage. You are done by 5 (M,T,W, F) or 6 (Th)
 - ii. **Gyn:** If you saw a case the day before where the patient is staying overnight, find out what time you need to round before you leave work the previous day. Get to work in time to have your notes finished by the time you meet your resident on the floor in the AM. 6:45 if no patients need to be seen. Check the OR schedule on 3 South and scrub in on cases during the day. Write pre-op and post-op notes. You may go see consults and write H&Ps. Usually done by 4 (M,T,W,Th) or 2 (F).
 - iii. **Gyn-Onc:** get to work at 5 or 5:30 to see gyn-onc patients. Will do one week of gyn-onc during gyn month. Will present to the attendings and are expected to know almost everything about the patients (last chemo treatment, current meds, problems...etc). I would copy their H&P the night before to get a heads up the next day. Will see robotic surgeries and get to scrub in on some open cases. Done by 3-5 (M,T,W,Th) or 2-3 (F). Generally regarded as the most demanding and most fun week of the rotation.
- e. Night call: 5 days night float (5p-6:45 Monday-Friday)
- f. Weekends: 1 Saturday call (7a-7p)
- g. Where do you sleep if on call: In the Lounge. There is a call room for students on 6N but it's too far away during night float. The residents (OB and Anesthesia) have call rooms in L&D next to the lounge.
- h. What to wear: scrubs except business attire for Lafollette clinic (1 time)
- i. If scrubs, where do you get them: L&D or surgery (2nd floor)
- j. Where do you put personal belongings during the day: in the little diddle lounge on L&D

- k. Free food: You will get money put on your ID card – I think OB got \$70 for the two months.
 - l. Patient/procedure log: they will give you a little orange book that has 5 pages on things to have residents sign off on. Have to get ~80% signed off – easy to do over the course of the rotation. Also the online stuff for UTHSC.
 - m. Miscellaneous: You'll have to give two 10-min presentations (one on OB, one on GYN). Not officially graded, but be professional and put in a solid effort.
- d. Grades:
- a. Percentages for evaluations and shelf: clinical: 70%, shelf: 30% (need an 80 to get an A)
 - b. Presentations/quizzes/bonuses/oral exams: will be discussed in orientation
 - c. Evaluations (who does them, are they on newinnov, etc): complete after the shelf: will be discussed in orientation
 - d. Best resources to study from: Google “Apgo online objective teaching cases. This brings up a list of bread and butter OB/GYN topics and tells you exactly what you need to know (read the faculty ones for the great learning material.) These are paired with Uwise questions (which are the gold standard for this rotation, along with Uworld).
 - e. Good places to study during downtime at hospital: the library, the little diddle
 - f. Shelf exam location: Computer lab in the hospital – Missy will email week of.
 - g. Extras (like CLIPP exams, OSCEs): none
- e. Lectures:
- a. Location: 1st floor GSM Building (same place as orientation)
 - b. Are they mandatory (ie, is there a sign in or roll taken): yes

Family Medicine—Knoxville

Course Director: Bill Dabbs, MD ;wdabbs@utmck.edu, (865) 305-5073

Course Coordinator: Diane Jones; djones@utnck.edu, (865) 305-9352

1. Before the rotation:
 - a. Can you request sites/MDs/teams: Yes (if a specific preceptor is requested, a student is advised to make personal contact in advance to see if they will host the student)
 - b. How do you make this request: Email the secretary for Family Medicine – Diane Jones, djones@utmck.edu
2. Orientation:
 - a. Location: Department of Family Medicine - UT Hospital in the Graduate School of Medicine 2nd Floor
 - b. Duration: 1 hour
 - c. What to wear: business attire
 - d. Do you go to work afterwards: yes (either start 4 weeks of inpatient or go to outpatient location)
 - e. What do you do (ex. go over syllabus, computer training, etc.): syllabus
 - f. Any paperwork needs to be filled out beforehand: no
 - g. Any online training modules: no
3. The rotation:
 - a. What door codes do you need: code to 1st floor and door to 2nd floor GSM
 - b. Where do you get door codes: at orientation
 - c. Where do you get ID badge: Missy Maples emails you and you go to a campus orientation before/after your orientation with the department
 - d. Day to day expectations: one month of inpatient at UT and one month of outpatient at the UFP resident clinic. on inpatient - see patients by 730am, go over plan with resident before rounds at 8, morning conference, rounds with team, noon conference, afternoon admissions every other day till check out at 6. on outpatient – usually 8-5. Lectures every Thursday afternoon
 - e. Night call?: none required, but optional if desired
 - f. Weekends?: none required, but optional if desired
 - g. Where do you sleep if on call: resident call room

- h. What to wear: business attire on outpatient (white coat at discretion of community preceptor), on inpatient: scrubs and white coat.
 - i. If scrubs, where do you get them: 2nd floor of hospital in the surgery office
 - j. Where do you put personal belongings during the day: resident lounge
 - k. Free food?: yes—noon conference 2-3 times/ week (during inpatient; starting at 12:30 after residents have gone through the line) for 4 weeks outpatient, depends on the preceptor
 - l. Patient/procedure log: Yes, the logs required on iLogin
4. Grades:
- a. Percentages for evaluations and shelf: 30% from shelf, 50% from evals, 20% from presentation (15-20 minutes long)
 - b. Extra grades (presentations/quizzes/bonuses/oral exams): none
 - c. Evaluations (who does them, are they on newinnov, etc): attendings, residents; paper form handed out by student which is compiled by the clerkship director at the end of the rotation
 - d. Best books to study from: online articles and questions from AAFP
 - e. Good places to study during downtime at hospital: library in the hospital
 - f. Shelf exam location: Missy Maples emails you and tells you where
 - g. Extras (like CLIPP exams, OSCEs): none
5. Lectures:
- a. Location: Family Medicine Shacklett Conference Room, 1st floor of GSM
 - b. Are they mandatory (ie, is there a sign in or roll taken): didactics yes during both inpatient and outpatient. Resident morning and noon lectures are required during inpatient portion

Psychiatry—Knoxville

Course Directors: Dr. Paul Miller, pwmiller@bmnet.com, (865) 982-2306

Course Coordinator: Missy Maples, mmaples@utmck.edu, (865) 305-9618

1. Before the rotation:
 - a. Can you request sites/MDs/teams: No
 - b. How do you make this request: N/A
2. Orientation: After the General UT Knoxville orientation with Missy Maples in Knoxville
 - a. Location: Emotional Health & Recovery Center at Blount Memorial Hospital in Maryville, Tennessee.
 - b. Duration: Rest of day after UT Knoxville orientation
 - c. What to wear: Professional attire
 - d. Do you go to work afterwards: No, orientation takes whole afternoon
 - e. What do you do (ex. go over syllabus, computer training, etc.): Computer training, tour, staff meet-and-greet, get BMH ID
 - f. Any paperwork needs to be filled out beforehand: No
 - g. Any online training modules: Yes, but do this in Blount Memorial computer lab
3. The rotation:
 - a. What door codes do you need: Inpatient unit (where rounds are daily)
 - b. Where do you get door codes: from MD
 - c. Where do you get ID badge: Blount Memorial Human Resources
 - d. Day to day expectations: In general, morning rounds with Dr. Miller, consults in the afternoon
 - i. Team rounds - Team consists of physician, therapist, nurse, patient, and medical student(s) together in one room. Takes place at EHRC inpatient unit starting at 7 or 8 am daily; will last all morning and sometimes into the afternoon. Initially team rounds are led by physician, but eventually students will transition to this role.
 - ii. Group Therapy - Observe and/or participate in outpatient group therapy sessions.
 - e. Lecture - Afternoon lecture twice a week.
 - f. H&Ps – Go see consults and email H&P write up to Dr. Miller
 - g. Home Reading – Dr. Miller will give you the week’s lecture topics in advance. Will expect you to read up on these topics.

- h. Night call?: No night, but one late call at least once in 4 weeks
 - i. Weekends?: No
 - j. Where do you sleep if on call: N/A
 - k. What to wear: Professional attire. With Psychiatry, better to dress more conservatively (legs completely covered, no form-fitting clothes, etc.).
 - l. If scrubs, where do you get them: N/A
 - m. Where do you put personal belongings during the day: Student work room (you will be given key). There is refrigerator nearby if you want to pack a lunch.
 - n. What do you need to bring? No need to bring laptop. 2 desktops in the student work room to type notes on.
 - o. Free food?: No. There is a small hospital cafeteria and fast-food about 10 minutes away.
 - p. Good places to study during downtime at hospital: Student work room.
 - q. Patient/procedure log: Yes, online on SIS.
 - r. Travel: Depending on your housing location in Knoxville, trip to BMH will take 20-30 minutes. No compensation for gas.
4. Grades:
- a. Percentages for evaluations and shelf: Same as Memphis
 - b. Extra grades (presentations/quizzes/bonuses/oral exams): At least one informal presentation, not graded and for participation.
 - c. Evaluations (who does them, are they on New Innov, etc): On New Innovations. Usually completed by Dr. Miller.
 - d. Best books to study from: Same as Memphis
 - e. Shelf exam location: UT Hospital in the Graduate School of Medicine
5. Lectures:
- a. Location: Emotional Health & Recovery Center at BMH

Neurology- Knoxville

Course Director: Steve Rider, MD srider@utmck.edu (865) 521-6174

Course Coordinator: Lolita Davis lodavis@utmck.edu (865) 305-5561

1. Before the rotation
 - a. Can you request sites/MDs/teams: No
 - b. How do you make this request: NA
 - c. When is rotation offered: Blocks 8, 10, 2, and 4
2. Orientation:
 - a. Location: Office of Student Affairs, 3rd Floor, Graduate School of Medicine building
 - b. Duration: orientation until approx.. noon
 - c. What to wear: Business attire
 - d. Do you go to work afterwards: Yes
 - e. What do you do during orientation: Videoconference orientation with Memphis to go over syllabus, etc.
 - f. Any paperwork to be filled out beforehand: No
 - g. Any online training modules: No
3. The rotation:
 - a. UT Medical Center
 - i. EMR: Yes (notified at orientation about training)
 - ii. What door codes do you need: No
 - iii. Where to get door codes: NA
 - iv. Where do you get ID badge: at orientation
 - v. Day-to-day expectations: 2 weeks inpatient/2 weeks outpatient; afternoon teaching rounds. On inpatient students accompany attending for morning rounds and new pts. Responsible to follow at least 2 pts during inpt rotation. On outpatient, students attend 4-half day neurology clinics and will get opportunity to see subspecialty clinics including epilepsy, movement disorders, demential, MS and MDA-ALS.
 - vi. Night call: no
 - vii. Where do you sleep if on call: NA
 - viii. Weekends: no

- ix. Day-to-day attire: Business attire
- x. If scrubs, where do you get them: NA
- xi. Where to put belongings during the day: student locker room, 6 North
- xii. Free food: only on-call meals
- xiii. Good places to study during downtime: Library
- xiv. Patient/Procedure log: Yes, logs required in iLogin

4. Grades:

- a. Percentages for evaluations and shelf: 25% inpt. 25% outpt., 50% written exam
- b. Extra grades (presentations/quizzes, etc): No
- c. Evaluations (who does them, are they on New Innov): attendings complete evaluation thru CORE
- d. Shelf Exam location: Missy Maples will email you to notify of location
- e. Extras (like CLIPP exams, OSCEs): No

5. Lectures: Teaching Rounds and clinical discussions

- a. Location: 3rd Floor GSM GMDE Conference Room
- b. Are they mandatory: YES

Surgery—Knoxville

Clerkship Director: Dr. McNally, mmcally@utmck.edu

Clerkship Coordinator: Rachel Roberts, rechols@mc.utmck.edu (865) 305-9294

Skills Lab Coordinator: Judy Roark, jroark@mc.utmck.edu (865) 305-9219

1. Before the rotation:

- a. Can you request sites/MDs/teams: Yes. You can request a surgery team (first come-first served): white (gen surg/minimal invasive), red (surgonc), and orange (gen surg/trauma). You can request to rotate through another service if there is an educational need. Everyone does 1 wk of TSICU and Vascular.
- b. How do you make this request: Direct requests to Rachel Echols.

2. Orientation:

- a. Location: 1st Monday –AM: UT-Knox Surgery Dept., 2 North, through the double doors in the conference room (this is also the main lecture room). Skills lab is located below Medical building C, level (G2).

Duration: Roughly 3 days, but expect to begin rounding with your teams during orientation. Also includes lecture, skills lab, and M&M.
- b. What to wear: Wear professional attire for orientation and clinics. You will need to change into scrubs for the OR or skills lab.
- c. Do you go to work afterwards: Yes, when you leave depends on which team you are on. Usually done between 5:30-7pm.
- d. What do you do (ex. go over syllabus, computer training, etc.): The orientation content is standard, but due to schedules there may be variation. In general: Monday- course orientation, expectations etc., sterile technique, scrubbing, tour of facilities. Tuesday- M&M, knot tying, suturing, IV, Foley placement. Wednesday- lecture on trauma, airway management, intubation. These are always subject to change.
- e. Paperwork needs to be filled out beforehand: Missy Maples (administrative coordinator for students @ UT-Knox) will have you fill out paperwork (for computer access/PACS access) on the first day. She sends out an “orientation” email one week before the clerkship begins, with directions to the medical center, where each student needs to report, etc.
- f. Any online training modules: No. All will be completed at orientation, but is subject to change.

3. The rotation:

- a. What door codes do you need: 4 North resident room 345. 6 North call-room 9618. 6 North surgery med student call room 351. 6 North locker room 9618.

2nd Floor OR locker room 1212. These are all subject to change, confirm with Missy and Rachel.

- b. Where do you get door codes: See above
 - c. Where do you get ID badge: UT-Knoxville has a human resources building, annex building at the back of campus, see map from Missy.
 - d. Day to day expectations: Due to the small number of students on the rotation, there is plenty of opportunity for direct interaction at all levels. It is not possible to “fly under the radar” during this rotation. Expect to be asked a lot of questions by attendings, chiefs, and occasionally mid-levels and interns. Their program stresses teaching at every moment possible. I would start by reading up on the very common cases (i.e. lap chole, lap appy, thyroidectomy, etc.) and then try to prepare for other cases as much as possible. The schedule changes, so it may not be possible for every case. Students are expected to participate in the OR and Clinic. Lectures are mandatory. For laparoscopic cases students tend to direct the camera. If you are on the Orange service, incoming trauma takes precedence. Arrive each morning with time to pre-round (usually between 4:30-5am), but check with intern. Lectures, grand rounds, and M&M take precedence over being in the OR. When you leave depends of the case load for the day, check with your chief.
 - e. Trauma Call: Roughly 1 call per week while on general surgery.
 - 1) 2 separate 24hr weekend calls, one Fri and one Sat. Also expect to round with your service.
 - 2) If not weekend call that week, will have 1x weeknight call until 11pm. Report to service as usual next day, no post call.
 - f. Weekends: Weekend trauma call, see above. Most likely will not have to round on weekends, but dependent on chief.
 - g. Where do you sleep if on call: 6 North surgery medical student call room. Do not expect to be allowed to sleep while on call.
 - h. What to wear: Scrubs except when in clinic. Professional dress for Oral Exam (a must).
 - i. Where do you get scrubs: OR center schedule room, near front entrance, across from endo suite 1.
 - j. Where do you put personal belongings during the day: you can place your belongings in the resident room (usually someone is always there) or the call room.
 - k. Free food: breakfast on M&M and grand rounds days. Tumor board for red team on Wednesdays. Otherwise \$60 on card per block.
 - l. Patient/procedure log: same as usual on iLogin.
4. Grades:
- a. Percentages for evaluations and shelf: Clinical Evals-45%, Shelf-40%

- b. Extra grades (presentations/quizzes/bonuses/oral exams): Oral Exam-15%.
 - c. Evaluations (who does them, are they on newinnov, etc): on UTMCK New Innovations (Rachel will give you info). Any attending/chief/mid-level/intern can fill out an eval if they have worked with you. Overall it was a good thing because even if you receive one bad one it can't bring your grade down due to the many others you will receive. On the other hand, you must always be on your guard for pimping, and be ready to work for anyone because your grade could depend on it. Dr. Lewis will go over your mid-month evaluations at the mid-month meeting.
 - d. Best books to study from: NMS Casebook, NMS surgery textbook, USMLE world step 2 questions, Appleton and Lange question book. Also the Surgical Recall is great for your white coat pocket for the first month to be ready for pimping style questions. Review the Kaplan/Pestana close to the exam.
 - e. Good places to study during downtime at hospital: Call rooms and Graduate medical library (your IDs will give you access).
 - f. Shelf exam location: Depends, Missy will let you know.
 - g. Extras (like CLIPP exams, OSCEs): Dr. Goldman will give practice cases throughout the rotation. Take notes and use these to help prepare for the orals.
5. Lectures:
- a. Location: 2 North lecture room.
 - b. Are they mandatory (ie, is there a sign in or roll taken): Yes, above cases and clinic. They are worth going to, especially Dr. Goldman's oral cases.

Nashville

Nashville-Medicine

Saint Thomas Midtown Hospital Campus

Course Director: Dr. Allan Vantrese (allen.vantrese@ascension.org) (615) 668-5644

Clerkship Coordinator: Debra Hinton (Debra.Hinton@ascension.org)

- i. What door codes do you need: None, need ID badge for physician's dining room, physician's lounge and key to call rooms.
- ii. Where do you get door codes: Door code to department of medicine only-you should be given these at orientation
- iii. Where do you get ID badge: Departmental office, they will take you to get these at the end of orientation
- iv. Day to day expectations: Arrive there at 7AM for sign out, see patients with team, formal attending rounds at 11:00 MWF, morning reports at 11:00 T/Th, lunch lectures at 12:30. Lunch lectures in Medicine conference room on 1st floor. Attending rounds usually in same conference room, depends on the attending.
- v. Night call?: No overnight call, but long call every 3rd day with your team. Call is q3 (admit 3 patients on call days). Long call happens when your call day falls on a Friday or Saturday (admit 5 patients). On all other days, except for non-call weekend days, admit 1 patient. Each team typically carries a max of 10 patients, so admissions quotas would be capped to keep list at 10 (e.g. if you have 8 patients and you have a regular call day, you would only take 2). On regular call days, you stay till 7 pm max; on long call days, you stay till 10 pm max. I never stayed past 7 pm on a long call day.
- vi. Weekends?: Yes, you will work one weekend day each weekend, but it is usually not a full day
- vii. Where do you sleep if on call: N/A, although there are call rooms that they are happy to let you use if you ever need to stay there.
- viii. What to wear: Dress clothes until 5:00, then scrubs if on call and on weekend
- ix. If scrubs, where do you get them: Bring them with you from other rotations
- x. Where do you put personal belongings during the day: In student call room
- xi. Free food?: Yes-physician's dining room for lunch. Snacks or breakfast snacks are available in the physician lounge.

xii. Good places to study during downtime at hospital: Physician's lounge/library on 1st floor, call rooms, or department of medicine conference room. Attendings are ok with students in the physicians' lounge, but computers are limited, so use them only for patient responsibilities.

xiii. Patient/procedure log: Online on iLogin.

xiv. Lectures: In the Saint Thomas Faculty Office

xv. Travel: OSCE is administered in Memphis in the afternoon, will get the day off to travel in the am. Shelf exam now administered in Nashville.

xvi. Grades: Same grading breakdown as in Memphis (see "Grades" section for Memphis Medicine)

Housing Information

Jackson, TN:

The Jackson Family Medicine program pays for you to stay in a hotel in Jackson. It changes from year to year. Last year, they had rooms in the Double Tree. The rooms are very clean and spacious. You will be paired with another student of the same gender to room with. Each student has his or her own queen size bed. There are refrigerators and microwaves in each room plus free wireless internet. There is a pool and laundry services. The hotel also has complimentary chocolate chip cookies! The hotel rooms are provided Monday night-Thursday night. You must check-in on Monday evening and check-out before you leave for the hospital on Friday morning. There is also access to a local fitness center provided free of charge.

Chattanooga, TN:

UT has apartments at the Hayden Place Apartments in Chattanooga (~10 minutes from the hospital without traffic).

The apartments are all 2 bedroom/2 bath, clean, and “modestly” furnished. This means beds, a nightstand, kitchen table/chairs, and 1-2 couches. The kitchens have some plates/cups/ silverware but the quantities are random. For example, one had like 2 forks and a bunch of spoons, but no bowls or knives. If you are fond of particular cooking items, bring your own. Also, they do not have coffee pots. The apartments are wired for basic cable and internet. The units include a basic cable box and wifi router, but they do not provide TV's or desks. Bring all your own linens and towels, and bring your own kitchen supplies. Bring a bathmat if you use one and/or don't want to slip and fall becoming a trauma patient. The beds are either double or queen. It would be best to bring queen sheets, which would fit both. Or wait until you get there to buy some. Bring any cleaning supplies you might want and a vacuum cleaner if you are someone who will want to vacuum. Bring your own iron/ironing board if you need to iron dress clothes. There is a Super Walmart down the street. The apartment complex has a nice pool and hot tub, so bring a swimsuit and towel for the warm months! There is also a workout facility. Each unit is equipped with its own washer and dryer as well. The apartment complex is gated and requires a gate code to get in and out. Priority for these apartments goes to M3s and you can request roommates. **All units are non-smoking!**

Register for housing online at: <http://www.utcomchatt.org/subpage.php?pageId=533>

Knoxville, TN:

UT has 5 2 bedroom/2 bath apartments at Volunteer Hall on UTK campus. First priority is given to M3s, then M4s. Very popular during football season, so request early!! It is a 5 minute drive to the hospital. The apartments have a fully furnished living room with a sofa, oversized easy chair, coffee and end tables, entertainment center and 9ft ceilings with

ceiling fan. The lighting in your private room is minimal. It is recommended to bring your own lamp to sit on the desk for studying. Each bedroom includes a private full size bath, keyed entry for privacy, full-sized bed with extra drawer storage underneath bed, 4-drawer dresser, and closet. Kitchen with microwave, dishwasher, frost-free refrigerator with icemaker, stove with range, garbage disposal, washer/dryer, and a spacious pantry. No utensils or dishware are provided. Half bath on main living level. Utilities, cable, high speed internet. The complex offers Gated garage parking with limited entry access. Recreational facilities to include a state-of-the-art fitness center, activity center with pool tables and foosball tables, computer lab, and outdoor courtyard with picnic tables and grills. Onsite deli – Quizno's. **All units are non-smoking!**

Nashville, TN:

Currently no school sponsored housing available.