

Clinical Program Orientation
M3/M4 years Class of 2018

Susan C Brewer, MD

Associate Dean

for

Student Affairs and Admissions



NEEDLE STICK POLICY

Evelyn Wright-Lewis, B.S.N.

Student Health Services

Occupational Health Coordinator

<http://www.uthsc.edu/univheal/UTHSC%20employee%20health/injuriesexposures.php>

TODAY'S TOPICS

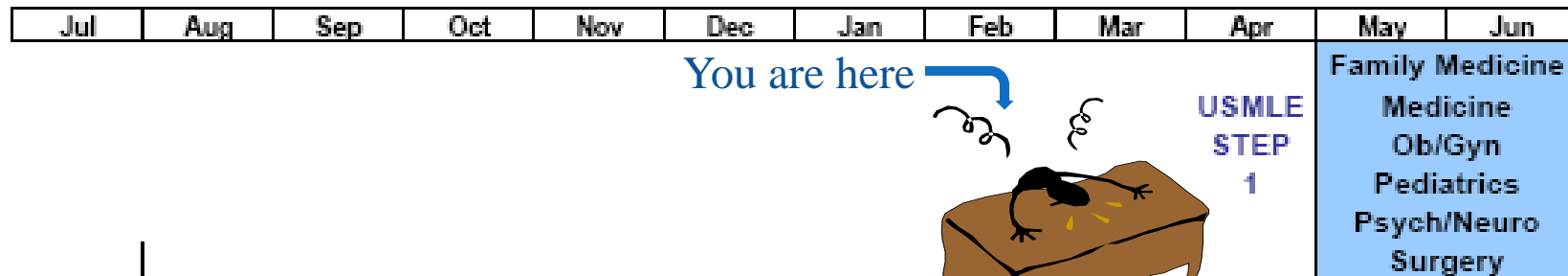
- Overview of Curriculum
 - April 25, 2016 – June 1, 2018
- Schedule
- Blocks (Block 2016/05 begins May 2)
- Requirements
 - Core (M3) & Required (M4) Clerkships
 - Electives/Option Blocks
- Scheduling Scenarios
- USMLE
- Scheduling Process

WHERE DO I GET INFORMATION?

Clinical Curriculum Orientations:

- M-3 year and overview, today and Friday
- M-4 year, January 2017
- OLSEN web page includes:
 - Clerkship Directors
 - Clerkships M3 year
 - Clerkships M4 year
 - Electives Catalogue
- M-4 students
- Clerkship Faculty/Staff
- USMLE web site
- Today's presentations on web site

M3 & M4 CURRICULUM



Third Year	<p>PCM/LSP</p> <ul style="list-style-type: none"> Family Medicine - 8 weeks Medicine - 8 weeks Obstetrics/Gynecology - 8 weeks Pediatrics - 8 weeks Psychiatry/Neurology - 8 weeks Surgery - 8 weeks
------------	---

Fourth Year	<p>PCM/LSP</p> <ul style="list-style-type: none"> Ambulatory Medicine Required Senior Clerkship - 4 weeks Senior Clerkship JI - Any - 4 weeks Senior Clerkship JI - Medicine - 4 weeks Surgery Specialties Required- 4 weeks Specialty Clerkship - 4 weeks <p style="text-align: center;">Capstone-4 weeks</p> <p style="text-align: center;">Electives/Option- 28 weeks</p> <p>USMLE Step 2 CK - Clinical Knowledge Exam</p> <p>USMLE Step 2 CS - Clinical Skills Exam</p>	
-------------	---	--



2016-2017	8-WEEK BLOCKS	START DATE	END DATE	4-WEEK BLOCKS
	5/6	2-May-16	27-May-16	5
		30-May-16	24-Jun-16	6
	7/8	27-Jun-16	22-Jul-16	7
		25-Jul-16	19-Aug-16	8
	9/10	22-Aug-16	16-Sep-16	9
		19-Sep-16	14-Oct-16	10
	11/12	17-Oct-16	11-Nov-16	11
		14-Nov-16	16-Dec-16	12
	1/2	3-Jan-17	27-Jan-17	1
30-Jan-17		24-Feb-17	2	
3/4	27-Feb-17	24-Mar-17	3	
	3-Apr-17	28-Apr-17	4	
5/6	1-May-17	26-May-17	5	
	29-May-17	23-Jun-17	6	
7/8	26-Jun-17	21-Jul-17	7	
	24-Jul-17	18-Aug-17	8	

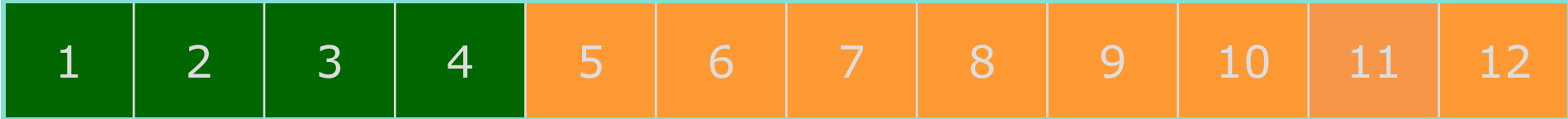
Holidays*
 Thanksgiving: Nov. 19-27, 2016
 Winter Break: Dec 17, 2016-Jan 2, 2017
 MLK Day: Jan 16, 2017
 Spring Break: March 25-Apr 2, 2017

You are
here

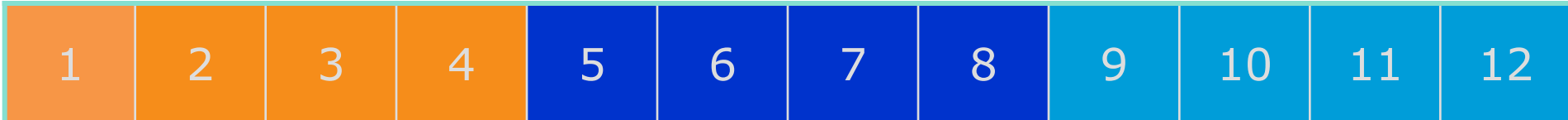


PROCESS

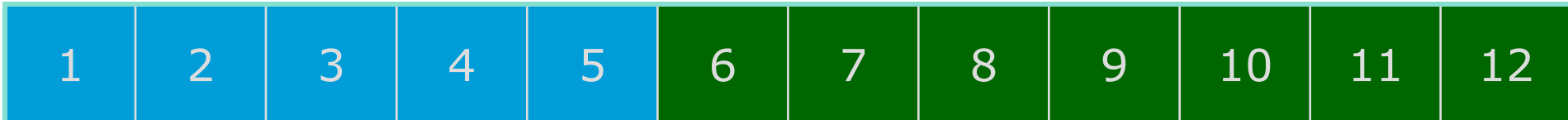
2016



2017



2018

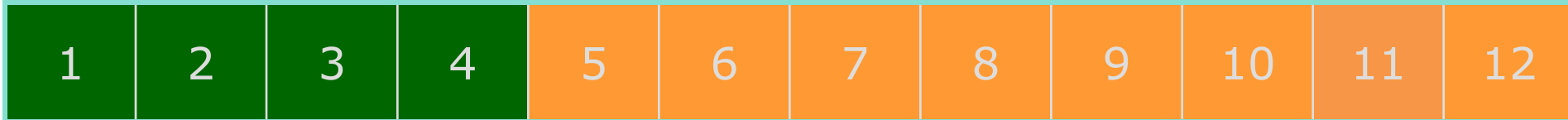


You are
here

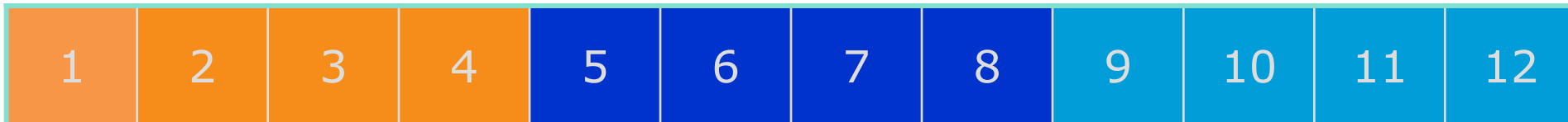


PROCESS

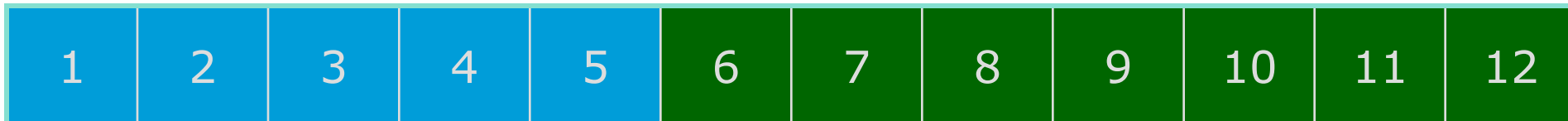
2016



2017



2018



REQUIREMENTS

Step 1 USMLE

PCM (M3 & M4)

25 Blocks Total

12 Core (M3) Clerkship Blocks (by 2017/08)

6 Required Senior Clerkship Blocks

4 Elective Blocks

3 Option Blocks

Step 2CK USMLE (OCT 31, 2017)

Step 2CS USMLE (OCT 31, 2017)

CLINICAL YEARS

• CORE Clerkships Weeks

- PCM V 1
- Family Medicine* 8
- Medicine* 8
- Ob & Gyn* 8
- Pediatrics* 8
- Surgery* 8
- Neurology* 4
- Psychiatry* 4
- LSP 1

* *Must be completed by
2017/08 (8/18/17)*

• Req. Clerkships Weeks

- PCM VI 4**
- Ambulatory Medicine 4
- Senior Clerkship JI Med
 4
- Senior Clerkship JI Any 4
- Surgery Specialties 4
- Specialty 4
- Capstone 4
- LSP 1/1/1/4**
- Electives 16
- Option 12

• ***Must be completed by
4/28/17*

Core Clerkships and Number/Discipline at Each Site

Discipline		Memphis XXX1	Chattanooga XXX3	Knoxville XXX2
Family Medicine		15	4	4
Medicine		22+3*	6 (2 minimum)	6
OB/GYN		24	6	4 (2 minimum)
Pediatrics		24	8	2
Psychiatry		13	4-6**	3**
Neurology		16	3**	3**
Surgery		20	8	7
Total slots	202	137	36	29

*Nashville via Memphis ** certain blocks only

Chattanooga

- Neurology

Blocks 9 and 11 in 2016, Blocks 1 and 3 in 2017

Maximum of 4 students per block

- Psychiatry

Blocks 10 and 12 in 2016, Blocks 2 and 4 in 2017

Maximum of 6 students/block 4 students optimal

Knoxville

- **Psychiatry**

Blocks 7, 9 in 2016, and Block 1, 3 in 2017

Maximum of 3 students per block

- **Neurology**

Blocks 8, 10 in 2016, and Block 2, 4 in 2017

Maximum of 3 students per block

- **Pediatrics**

All Blocks

Maximum of 2 students per block

M4 Required Clerkships

- Senior Clerkship (Junior Internship) – JI in Medicine
- Senior Clerkship (JI Other)
 - FM Med, ICU, Neuro, NSG, OB, Peds, Psych, Surgery, ENT, URO
- Surgery Specialties Clerkship
 - Ophthalmology, Orthopedics, Otolaryngology, Urology
- Specialty Clerkship
 - Anesthesiology , ICU, Palliative Care, Radiology
 - Alt: Cardiology, Infectious Disease
- Capstone Clerkship
- LSP
- M4 PCM

ELECTIVES

- Four 4-week electives (16 weeks)
- Some 2 week electives
- Description of each online
http://www.uthsc.edu/Medicine/Acad_Affairs/UME/Clerkships/Catalog.doc
- Can do 3 blocks outside UT
- Elective at UT after completing 6 core blocks;
- Visiting after 10 core blocks

Visiting Student Application Service

VSAS Login Page has been Updated

The process to login to VSAS has been updated to be consistent with other AAMC services. If you do not see a "Click here to login button" on the right hand side of the screen under "Login", please refresh this page until it appears. You will likely not be able to login if you're still seeing a place to enter your AAMC username and password.

If the new button still doesn't display, you will need to refresh your browser's cache. Review [these instructions](#) for assistance.

Internet Explorer Users: if you experience difficulty logging in, please try an alternate browser.

Thank you for your support!
the VSAS Team

Logging in for the First Time?

Before you can log into VSAS, your home school or medical institution must grant you access. You will receive a "VSAS: New User Instructions" email containing login instructions once you have been granted access.

Students who have not yet been granted access should contact the office or person who assists with 4th year scheduling regarding VSAS access.

About VSAS

The Visiting Student Application Service (VSAS) is an AAMC application designed to make it easier for medical students to apply for senior electives at U.S. medical schools and teaching hospitals. Please visit our VSAS website for detailed information and resources.

Do I need to use VSAS?

Students will use VSAS only if enrolled at a U.S. LCME-accredited medical school or participating COCA-accredited AACOM member school and applying for senior away electives at any VSAS host institutions. If not applying to one of these institutions, please review the Extramural Electives Compendium (EEC) for visiting student application information.

International students may also review information about the Global Health Learning Opportunities

VSAS Help

Contact VSAS Help Desk: Contact us by e-mail (vsas@aamc.org) or phone (202-478-9878) Monday - Friday, 9 a.m. - 5 p.m. ET

FAQs: Review our [frequently asked questions](#) !

Login

[Click Here to Login](#)

Quick Elective Search

Search VSAS host institution electives:

Keywords

Specialty

State

Search Clear Advanced Search

SCHEDULING PROCESS

- Random time assignments posted on OLSEN
- 1st round Web scheduling 8 AM Feb 22 – Feb 26
 - **MUST schedule one rotation in either Knoxville or Chattanooga**
- 2nd round 8 AM Feb 29 - Mar 4
- You will all be able to schedule all you need
- Web scheduling locked until March 7
- **Any changes must be made NLT 30 days before beginning of a block**

Scheduling Lottery

- Feb 22 – Feb 26
First Round

- #1 – Michael Hankins
- #2 – Joseph Avery
- #3 – John Taylor

- #167 – Lawrence Devereux
- #168 – David Jones
- #169 – Prashant Mishra

- Feb 29 - Mar 4
Second Round

- #1 – Prashant Mishra
- #2 – David Jones
- #3 – Lawrence Devereux

- #167 – John Taylor
- #168 – Joseph Avery
- #169 – Michael Hankins

SCHEDULING SCENARIOS

Smartest

2015



Option 2016

Option



Take a 2 wk option for wedding
Honeymoon after graduation



Take Step 2 CK and CS

ERAS opens

SCHEDULING SCENARIOS



Pediatrics vs Med-Peds?

2016



2017



ERAS opens  
Take Step 2 CK and CS

SCHEDULING SCENARIOS



Ophthalmology-early match

2016



2017





Take Step 2 CK and CS   ERAS opens

SCHEDULING SCENARIOS

Surgery



ERAS opens  
Take Step 2 CK and CS

USMLE Step 1

Eligibility:

- 2.0 GPA and pass all courses
- F = may be allowed to repeat course in summer program
- Take by April 22
- Delays:
 - Illness or emergency situations ONLY
 - **must** be approved by **Progress & Promotions Committee**
- Passing score Step 1 now **192**

USMLE Step 1

Class of 2017

- First-time pass rate – 96% (National 96%)
- First-time mean – 232 (National 229)

Class of 2016

- First-time pass rate – 92% (National 96%)
- First-time mean – 225 (National 230)

Class of 2015

- First-time pass rate – 86% (National 96%)
- First-time mean – 221 (National 228)

Class of 2014

- First-time pass rate – 92% (National 95%)
- First-time mean – 224 (National 227)

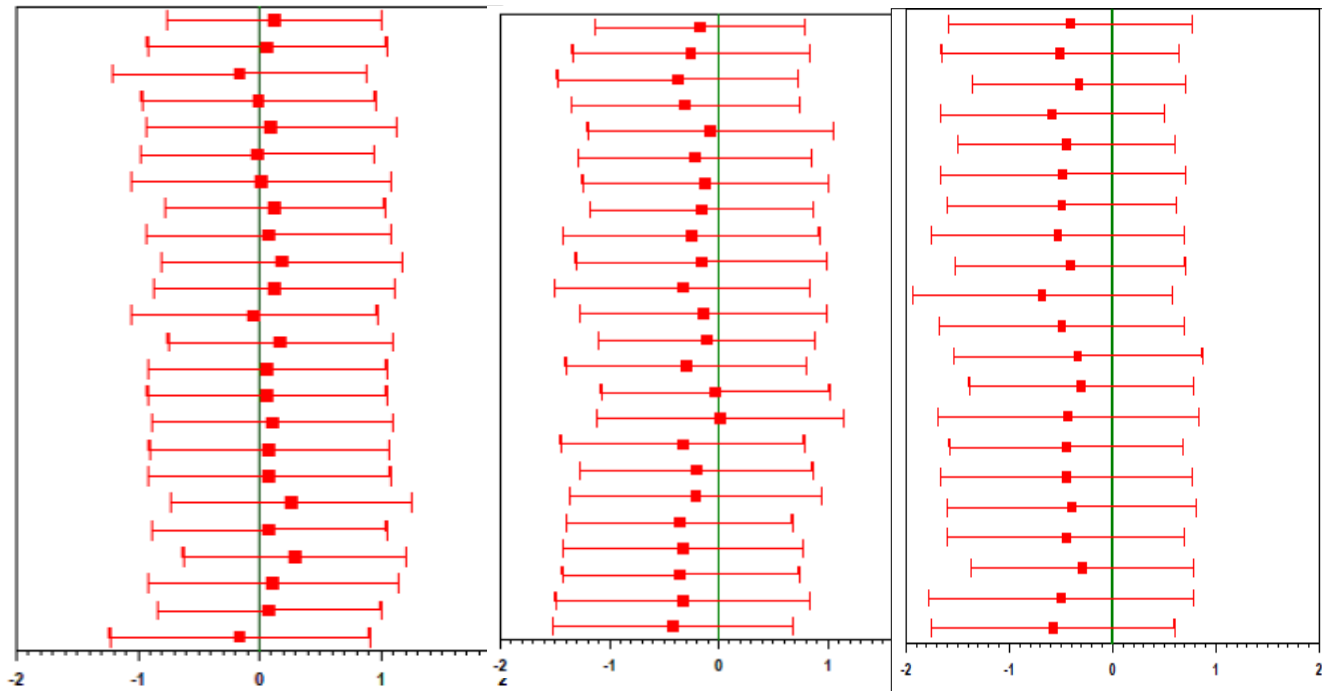
USMLE Step 1 Score Plots

NATIONAL BOARD OF MEDICAL EXAMINERS®

Interim Report on Performance of Examinees Taking USMLE® Step 1
for the First Time in 2015 with Scores Reported Through September 23

Medical School: 043-030 U Tennessee Memphis College of Medicine

- 1-Behavioral Sciences
- 1-Biochemistry
- 1-Biostatistics
- 1-Genetics
- 1-Gross Anatomy & Embryology
- 1-Histology & Cell Biology
- 1-Microbiology & Immunology
- 1-Nutrition
- 1-Pathology
- 1-Pharmacology
- 1-Physiology
- 2-General Principles of Foundational Science
- 2-Immune System
- 2-Blood & Lymphoreticular System
- 2-Behavioral Health & Nervous Systems/Special Senses
- 2-Musculoskeletal, Skin, & Subcutaneous Tissue
- 2-Cardiovascular System
- 2-Respiratory System
- 2-Gastrointestinal System
- 2-Renal/Urinary System
- 2-Reproductive System
- 2-Endocrine System
- 2-Multisystem Processes & Disorders
- 2-Biostatistics & Epidemiology/Population Health



Class of 2017

Class of 2016

Class of 2015

<http://usmle.org/step-1/#overview>

The image shows a screenshot of the USMLE Step 1 Overview page. The page features a navigation menu with links for Home, Bulletin, FAQs, Apply, Step 1 (highlighted), Step 2 CK, Step 2 CS, Step 3, Practice Materials, Scores & Transcripts, and Test. Below the navigation is a search bar and a large banner for Step 1. The main content area includes tabs for Overview, Content Description, Content Outlines, and Test Question Formats. The Overview section contains text about the exam's focus on basic science and clinical practice. Two blue arrows point from the 'Content Description' and 'Content Outlines' tabs to the 'Overview' text. A third blue arrow points from the 'Overview' text to a sidebar on the right. The sidebar contains three sections: 'Step 1 Content Description' with a link to the 2013 content description booklet, 'Apply & Prepare for Step 1' with links to apply and get practice materials, and 'Bulletin of Information' with links to read the bulletin online or download a PDF version.

USMLE
United States
Medical
Licensing
Examination

USMLE[®]
UNITED STATES MEDICAL LICENSING EXAMINATION[®]

Home Bulletin FAQs Apply **Step 1** Step 2 CK Step 2 CS Step 3 Practice Materials Scores & Transcripts Test
Accommodations Security

Step 1

Home > Step 1

Overview **Content Description** Content Outlines Test Question Formats

Overview

Step 1 assesses whether you understand and can apply important concepts of the sciences basic to the practice of medicine, with special emphasis on principles and mechanisms underlying health, disease, and modes of therapy. Step 1 ensures mastery of not only the sciences that provide a foundation for the safe and competent practice of medicine in the present, but also the scientific principles required for maintenance of competence through lifelong learning. Step 1 is constructed according to an integrated content outline that organizes basic science material along two dimensions: **system and process**.

Step 1 Content Description
Read the [2013 Step 1 Content Description and General Information Booklet \(PDF\)](#).

Apply & Prepare for Step 1
[Apply for Step 1 »](#)
[Get Practice Materials »](#)

Bulletin of Information
The [USMLE Bulletin of Information](#) is a compilation of all the facts and details about the USMLE. Before you apply for any of the three steps of the USMLE, you must become familiar with the bulletin.
[Read the Bulletin now \(online\) »](#)
[Download a PDF version of the 2012 Bulletin »](#)

USMLE

For Step 1 unauthorized items include, but not limited to:

- mechanical or electronic devices, cell phones, PDAs, calculators, watches of any type, pagers, recording or filming devices, radios;
- outerwear, such as coats, jackets, head wear, gloves;
- book bags, backpacks, handbags, briefcases, wallets;
- ear plugs, books, notes, written materials, or scratch paper;
- food, candy, gum, or beverages.

USMLE

Your Schedule:

- Take Step 1, USMLE NLT April 22, 2016
 - 3-month eligibility period
- Introduction to Clerkship Skills Week April 25-April 29
- Do survey & CITI Training prior to April 25
- Block 5/6/2016 May 4– June 26
 - If you don't pass USMLE, study Block 7
 - Re-take NLT July 20 to continue clerkships as of 2016-09 (8/24/16)
- **Register for UTHSC 2016-2017 May 2-June 30, 2016**
 - **Late fees will apply**

Delay Taking Step 1?

**Not in your best
interest!**

FROM UTHSC Centerscope

- <http://www.uthsc.edu/registrar/students.php#catalogs>
- Student Workload Policy -
<http://www.uthsc.edu/Medicine/medicaleducation/clkships/workhourspolicy.php>
- Student Mistreatment Policy -
<http://www.uthsc.edu/Medicine/students/policies/MistreatPolicy.php>

Housing – Knoxville

- 13 students per block
- Up to 6 months maximum
- **M3** students first **priority**
- Submit requests on-line
- Be sure and notify Missy Maples immediately if you change schedules
- <http://gsm.utmck.edu/students/housing.cfm>

Housing –Chattanooga

- 20 students per block
- Up to 6 months maximum
- M3 students first priority
- Submit requests on-line
- Be sure and notify Danielle Dillard immediately if you change schedules
- <http://www.utcomchatt.org/subpage.php?pageId=533>

VA Requirements

- **Required of all students**
 - **Even if you think you may never go to the VA**
 - **If you have had a VA appointment previously, contact Elston Howard to be sure it is still valid**
- **PPD Skin Test – 2 negative/12 months of negative chest x-ray**
- **Go to OLSEN to Exam Scheduler and select a VA credentialing appointment time**
- **Prior to your appt. time, go to OLSEN to VAMC Security Clearance**
 - **Print the application and complete**
 - **Complete the online training (45 min)**
 - **Note: follow “TMS Instructions Template for Health Professions Trainees”**
- **Take your application, training completion certificate and two forms of ID to Elston Howard at the time you selected**

EVALUATION IN CORE CLERKSHIP

- Clinical component
 - Subjective evaluation by residents and attendings
- Knowledge component
 - Written and/or oral examination
 - Written examination is NBME Subject [Shelf] Exam except for Neurology (computer based this year)
 - R grade if fail first time, 1X repeat
 - R in 2 clerkships – remove from clerkships until pass
 - **If your score is low, seek assistance early**

PUNCTUALITY, RESPONSIBILITY & RELIABILITY

- Expected to be available and present for **ALL** scheduled clerkship activities.
- **Absences must be approved by the clerkship director *in advance*.**
- Make-up assignments determined by the clerkship director; absences due to illness may require a physician's statements.
- Chronic tardiness is unacceptable.
- Never lie.
- Expected to conform to the culture and prevailing schedule at the sites to which assigned.
- ***NO ABSENCES on Surgery Specialties or Specialty Clerkship***

SASSI is NOT for DUMMIES!

It's the smart move!

SASSI and the M-3 Year

- Same consultation services (test-taking, prep. for shelf exams, test anxiety, time management, etc.) with educational specialists as in M-1/M-2 years
- Here in Memphis or via phone appointments and Skype in Chattanooga or Knoxville
- Clerkship Books on Reserve in Chattanooga and Knoxville
- To schedule an appointment – SASS@uthsc.edu or 901 448-5056

QUESTIONS/ISSUES

- Time off: hospital or death
 - Other: wedding, graduations, attending a national meeting (will likely be denied)
 - **Only If APPROVED 30 Days Prior to beginning of clerkship**
- Absent W/O Permission: = **F**
- Some clerkships don't have weekends
 - FM (depending on location), Psych, Peds (outpatient)
- Do I have to commit to Chatt/Knox for entire time to go there? - - No

Option Block Requests

- Acceptable Reasons:
 - Academic/Research
 - Military obligations
 - Weddings
 - Maternity or Paternity Leave

Questions/Issues


- If asked off for option block/other block will be Psych or Neuro – other part plugged in 2017 Blocks 7 or 8
- Nashville is one block of Memphis Medicine Core Clerkship-3 students each block
 - Schedule Medicine Memphis and then contact Ruby Bland

FOR SCHEDULING ISSUES

Ruby L. Bland, BA

- (rlbland@uthsc.edu) 448-5697
- **NLT 30 Days BEFORE Block Begins**

Scheduling Process



The screenshot shows a login interface for the 'College of Medicine's Online Clerkship Scheduler'. It features a grey background with a white border. On the left is a caduceus symbol. To its right, the title 'College of Medicine's Online Clerkship Scheduler' is displayed in a serif font. Below the title are two white input fields: the first is labeled 'NET ID' and the second is labeled 'PASSWORD'. Underneath these fields, the text 'Enter Net ID/Password' is written in a smaller, orange font. At the bottom left, there is a blue underlined link for 'Help'. At the bottom right, there is a blue button with white text that says 'Login >>'.

Happy New Year - The Clerkship Scheduler is ON

* Please use Internet Explorer.
This application currently does not support Netscape or other browsers.

Must use NetID to access scheduler.

If you do not know your NetID, please go to <http://www.utk.edu/ph/>

Clerkship Scheduler Demonstration

- https://devel.uthsc.edu/a107_clrk_sched.php

TO BE CONTINUED...

- Clerkship Directors – Chattanooga and Knoxville
-

Friday:

- *TB Skin Test Reading & Stick Info*
- *Tennessee Rural Partnership*
- *Memphis Clerkship Directors*
- *Career Planning - Dr. Brewer*
- *Students – Q/A re: Chatt or Knox*